



Universitetslederkonferansen 2024

Rammer og retning



Program onsdag 15. mai

12:30 -
13:00



Åpning

Margareth Hagen, rektor ved UiB

13:00 -
13:45



Kunnskapsbyen Bergen

Christine Meyer, Byrådsleder



13:45

Pause

14:00 -
14:35



The European ecosystem for research and innovation

Mark Ferguson, EIC Ambassador, former EIC Board Member, EIC pilot Advisory Board Chair

14:35 -
15:00



Norges interesser i FP10 - Hva er viktig for Norge i det 10. ramme-programmet?

Tom Espen Møller, spesial-rådgiver, Norges forskningsråd



15:00

Pause

15:30 -
15:55



ERC: Frontier Research, scientific excellence and its impacts - Myths and evidence

Eystein Jansen, Professor Dep. of Earth Science, UiB and Vice President ERC

16:00
16:45



Samtale med Mark Ferguson, Tom-Espen Møller og Eystein Jansen. Det vil stilles spørsmål fra publikum.

Moderator; Atle Rotevatn, Instituttleder, Geovitenskap

09:00 -
09:15



Åpning

Tore Tungodden, universitetsdirektør ved UiB

09:15 -
10:15



Økonomiske utsikter for Norge

Øystein Dørum, Direktør samfunnsøkonomi ved NHO



10:15

Pause

10:30 -
11:15



"Perspektivmelding» for academia

Trygve Svensson, leder, Agenda



11:15

Pause med utsjekk

11:45 -
12:25



Veien videre

12:25 -
12:30



Konferanseavslutning

Margareth Hagen, rektor ved UiB

Program torsdag 16. mai



Kunnskapsbyen Bergen

- Christine Meyer, Byrådsleder





Kunnskapsbyen Bergen

BYRÅDSLEDER CHRISTINE MEYER

15. MAI 2023

Agenda

Town and gown
Studentene
Kunnskapsklyngene
Bergen i verden








A wide-angle photograph of a large crowd of people, primarily students, gathered in a city square. The crowd is dense and fills most of the lower and middle portions of the frame. In the background, there are several buildings, including a prominent white building with arched windows and a blue banner that reads "Oslo Handelshøyskole". To the left, a white building features a Norwegian flag. A statue is visible in the middle ground. The sky is overcast. A semi-transparent white text box is centered over the crowd, containing the text "Gratulerer med årets rekordhøye tilstrømming av studenter!".

Gratulerer med årets
rekordhøye tilstrømming
av studenter!

A wide-angle photograph of a large public gathering in a city square in Bergen, Norway. The square is filled with a dense crowd of people. In the background, there are several buildings, including a prominent white building with arched windows and a yellow building. A statue is visible in the middle ground. The sky is overcast. A semi-transparent white box with black text is overlaid on the center of the image.

Fantastisk med åpent campus
midt i Bergen

A wide-angle photograph of a city square filled with a large crowd of people. In the background, there are colorful buildings, including a prominent yellow one, and mountains under a cloudy sky. A large white tent is set up in the middle ground. The foreground shows a dense crowd of people, some standing and some sitting on a white picket fence. A blue and red circular sign is visible in the crowd.

Tiltrekke oss studenter
Få studentene til å trives
Beholde studenter etter endt studietid



Utfordringer

BOLIG: Knapt med boliger, hyblifisering

HELSETJENESTER: fastlege, psykisk helse, seksuell helse

UTELIV: Skjenkepolitikk, studentlokaler, fest og bråk

ARBEID og STUDIER: Relevant arbeid, balanse

ARBEID etter STUDIER: Manglende kunnskap

HVEM TAR ANSVARET?

Kunnskaps- klyngene

Havbyen Bergen

Medieklyngen

Fintech

Alrek/Eitri



Havbyen Bergen

Sterke fagmiljøer

Marin, maritime, klima

Styrke kjennskap, ta posisjon
og satse

Lokalisering av HI og FD

Medieklyngen

Sterke miljøer som lykkes
internasjonalt

TV2 og
momskompensasjon

Rekruttering

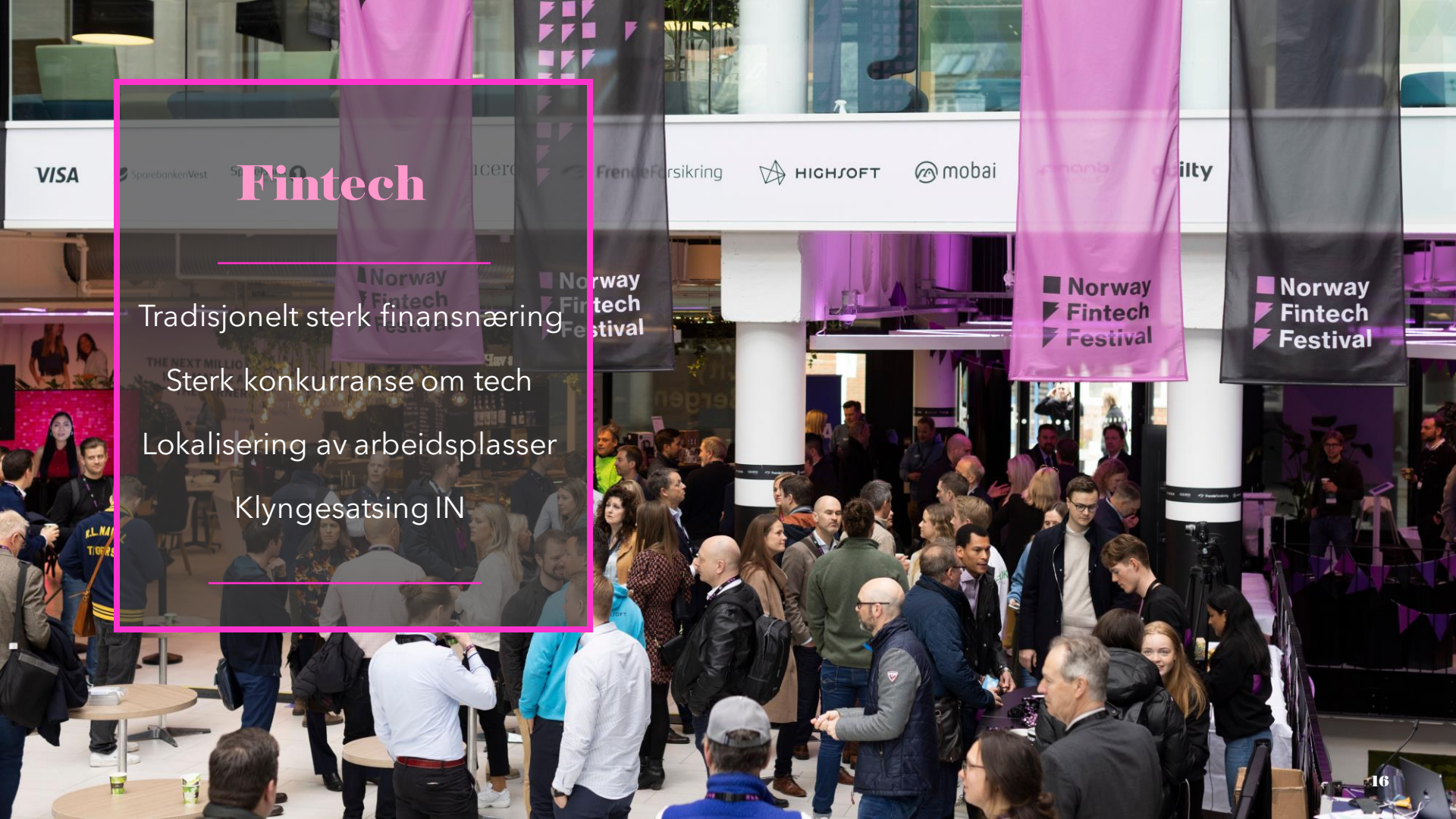
Fintech

Tradisjonelt sterk finansnæring

Sterk konkurranse om tech

Lokalisering av arbeidsplasser

Klyngesatsing IN



Alrek/Eitri

Sterk kobling til
kommune- og
kvinnehelse

Næringslivkontakt?

Kunnskaps- klyngene

Fragmentert satsing?

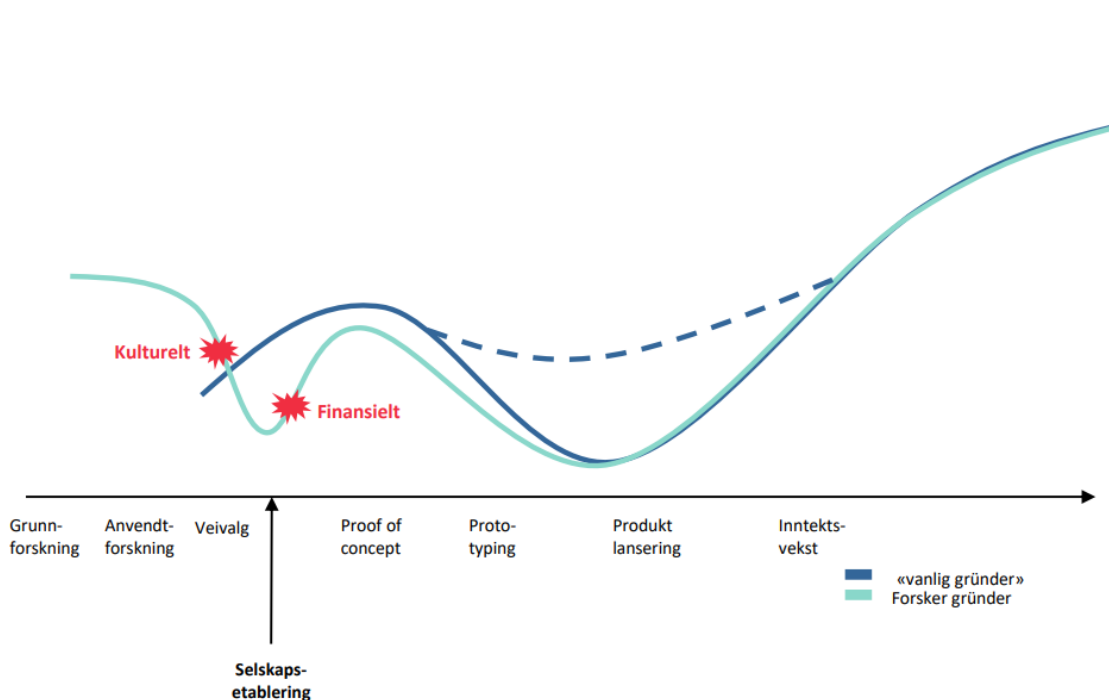
Er staten med oss?

Tar vi med næringslivet?

Utfordring med deep tech,
impact og insentiver

Forskergründere er ikke som andre gründere

Bilde er «stjålet» fra Stine Fiksdal fra VIS



☀ Kulturelt / motivasjon:

- Forskere er ofte drevet av vitenskapelig ambisjoner fremfor økonomisk gevinst
- Veien fra trygg akademisk karriere til gründerkarriere med høy risiko er lang
- Manglende incentiver og andre meritter for forskerkarriere
- Mangler kompetanse og praktisk, kommersiell erfaring
- Få rollemodeller / forbilder fra academia

☀ Finansielt vakuum

- Offentlig finansiert støtte stopper lenge før risiko er tatt tilstrekkelig ned slik at private tidligfase investorer vil investere
- Forskningsdrevne prosjekter starter gjerne med en større kostnadsbase enn andre gründere (tung patentportefølje og annet behov for å rekruttere team)
- Ofte lenger vei til markedet

An aerial photograph of Bergen, Norway, taken during sunset. The sun is low on the horizon, creating a bright orange and yellow glow across the sky and reflecting on the water of the fjord. The city lights are visible, and the surrounding hills are silhouetted against the bright sky. The text "Bergen i verden" is overlaid in the center in a white serif font.

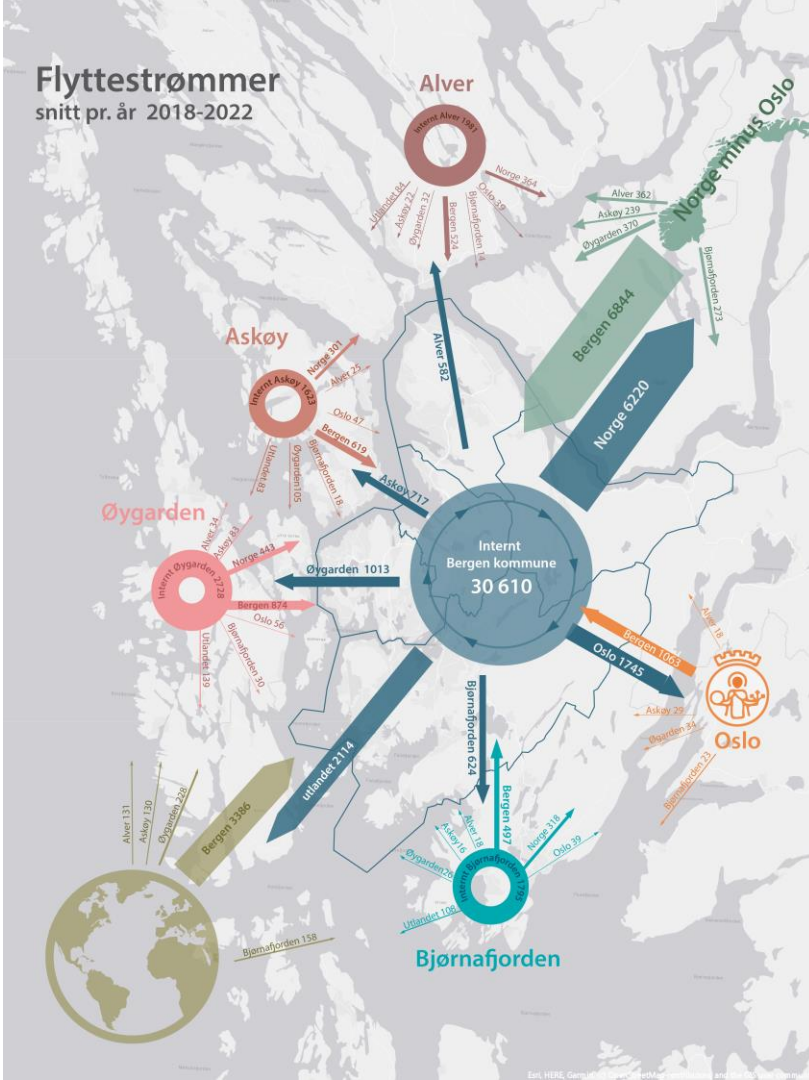
Bergen i verden

An aerial photograph of Bergen, Norway, taken at sunset. The sun is low on the horizon, creating a bright orange and yellow glow across the sky and reflecting on the water of the fjord. The city lights are beginning to twinkle, and the surrounding hills are silhouetted against the bright sky. The text "Er Bergen seg selv nok?" is overlaid in the center in a white, serif font.

Er Bergen seg selv
nok?

Flyttestrømmer

- Bergen får **flere** innbyggere fra hele Norge (minus Oslo) enn det vi gir fra oss
 - 6844 mot 6220
- Bergen får **flere** innbyggere fra hele verden enn det vi gir fra oss
 - 3386 mot 2114
- Bergen får **færre** innbyggere fra Oslo enn det vi gir fra oss
 - 1745 mot 1063
- Bergen får **færre** innbyggere fra omegnskommunene enn det vi gir fra oss
 - 2514 mot 2936



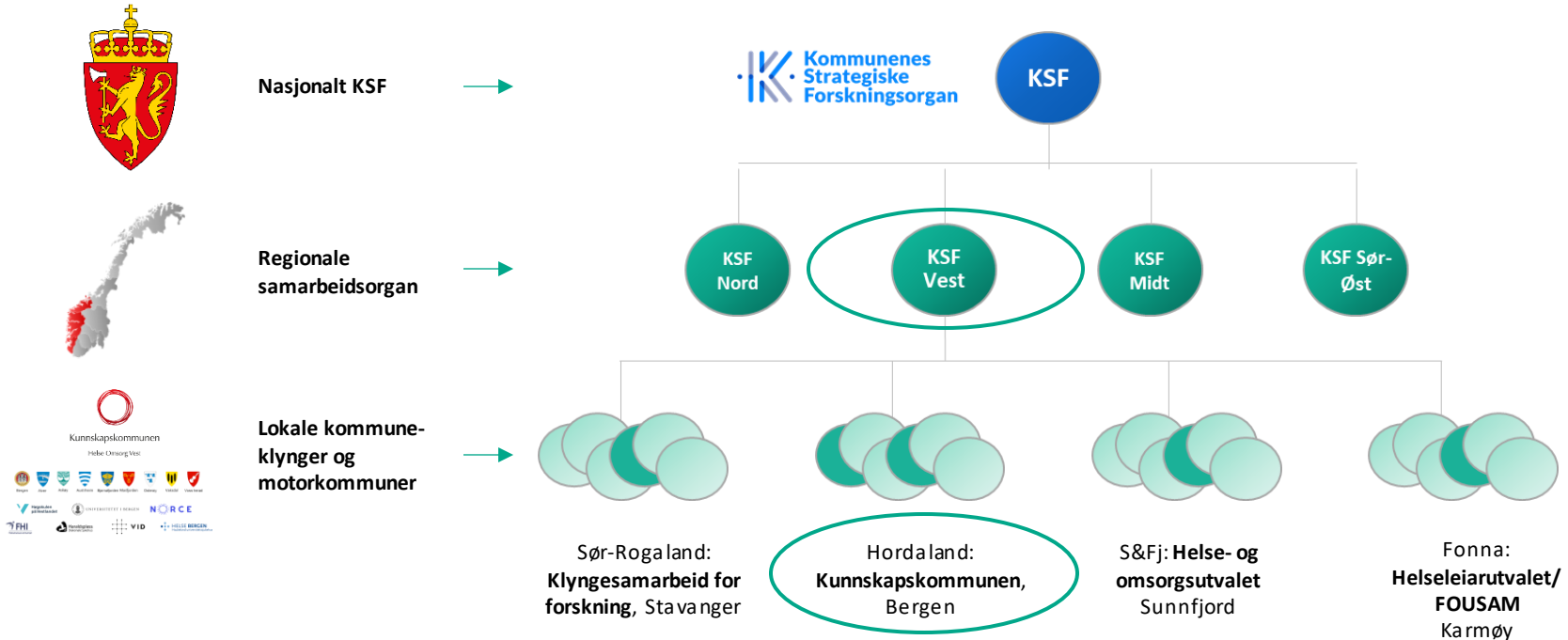


For Vestlandet
- på Vestlandet



UNIVERSITETET I BERGEN
Det medisinske fakultet

Kommunenes strategiske forskingsorgan - KSF



KS har finansiert oppstart pilot 2020 - 2023

Bergen er motorkommune
for Kunnskapskommunen

-en strategisk satsing som
skal mer kunnskap i og om
de kommunale helse- og
omsorgstjenestene

Bergen leder piloten for å
etablere et regionalt
samarbeidsorgan:

KSF Vest, kommunenes
strategiske forskningsorgan



Kunnskapskommunen

Helse Omsorg Vest



Bergen



Alver



Askøy



Austrheim



Bjørnafjorden



Masfjorden



Vaksdal



Voss



Høgskulen
på Vestlandet



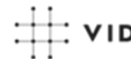
UNIVERSITETET I BERGEN



FHI
Folkkehelseinstituttet



Haraldsplass
Diakonale Sykehus



VID



HELSE BERGEN
Haukeland universitetssykehus

Et eksempel: Vurderingsteam-prosjektet

- Økende antall eldre fører til et sterkt press på de kommunale omsorgstjenestene
- I gjennomsnitt bruker kommunene 1/3 del av sine årlige budsjetter på hjemmetjenester og sykehjem
- Vurderingsteam-prosjektet undersøker nye modeller for tildeling av tjenester



Forskningsrådet bevilget 16 millioner kroner i 2023 til forskning på virkningen av vurderingsteam i hjemmetjenestene

UNIVERSITETET I BERGEN
DET JURIDISKE FAKULTETET

UNIVERSITETET I BERGEN
DET JURIDISKE FAKULTETET




University of Bergen
University Buildings and Jostedal



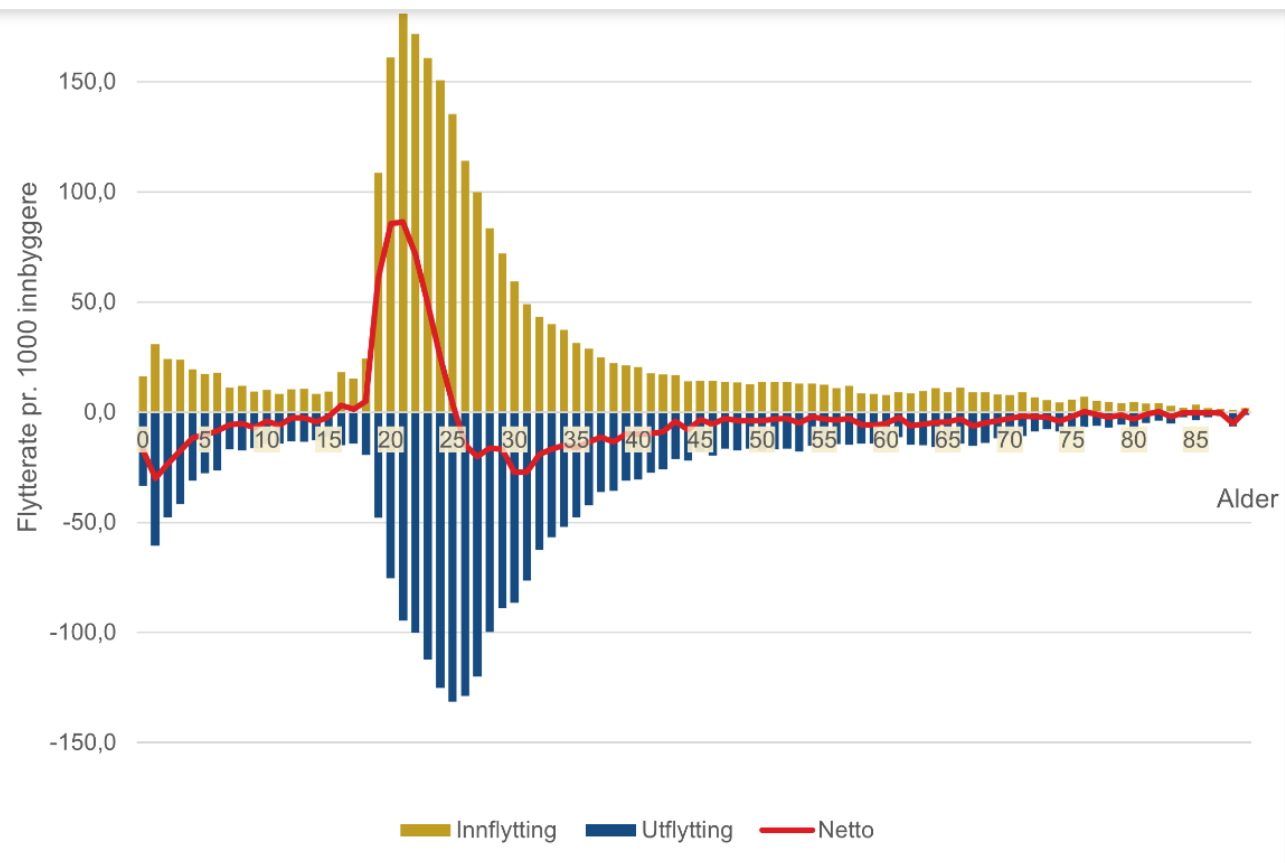
University of Bergen
University Buildings and Jostedal

Raykritt
Inngangsparti



Konferanspresentasjon





Figur 4.2: Gjennomsnittlig innenlandsk flytting for Bergen kommune siste fem år (2018-2022) pr. ettårig alder i promille av middelfolkemengden. Kilde: SSB. Beregninger: Bergen kommune.



ER BERGEN EN GOD VERTSKAPSBY?



**Hva kan Bergen
kommune gjøre
for at vi kan bli
enda sterkere?**



uib.no

KEYNOTE

The European ecosystem for research and innovation - Professor Mark W.J. Ferguson



HLG CHALLENGES

HOW TO SECURE THE OPTIMAL BUDGET

HOW TO DEPLOY THAT BUDGET OPTIMALLY

What can EU programmes do better than national ones?

- 1 Competitive excellence – bigger pool (ERC,EIC,MSC)
- 2 Multi-country/multi-actor collaboration (Pillar 2)
- 3 Major infrastructure –equipment, facilities, data, specimen-banks, people etc (ERA,EIA - R&I ecosystem)
- 4 Projects at scale

What we need at European Level

- Excellent Research – ERC +other HE programmes
- Excellent Translation to Products – EIC + ?
- Excellent Translation to Policy – JRC
- Excellent Innovation – EIC + ?
- Excellent Industrialisation - ?
- Excellent Training – MSC +

Some current/future innovation trends

- Rapid pace of discovery
- Accelerated speed of translation
- Accelerated speed of scaling
- Rapid disruption/transformation
- Increased international competition
- Increased public intervention
- Increased protectionism
- Increased need for life long (re)training
- Increased automation ,data accumulation ,digital(AI)analysis
- ALL types of research,innovation&training performed by many organisations – universities,industry,RPO,charity,individuals.

PUBLICATION CHALLENGES

- 2022 EU ranked 2nd globally with 18.1% of publications(650,000),China first with 27% (965,000)
- EU share declined from 25.5% in 2000 to 18.1% in 2022
- 2020-2022 EU publications increased 2.6%, China increased 30%
- 2022 EU leads in non technological domains – Economics and Social Sciences ,Arts and Humanities.China leads in Applied Sciences,Natural Sciences,Engineering, Chemistry,Enabling & strategic technologies
- EU in 3rd rank globally for publication quality (top 10% citations) in 2022 at 19.2% down from 23.4% in 2000.China first with 26.7% in 2022 up from 2.8% in 2000. Similar field strengths as total publications
- Top 1% of citations China first globally (27.3%),EU 3rd (17.8%) China leads in applied sciences, enabling and strategic technologies, engineering, ICT, natural sciences particularly chemistry, physics&astronomy, earth&environmental sciences USA leads in Clinical Medicine & Biomedical EU leads in Visual and performing arts

Economic & Competitive Challenges

- EU GDP decreasing
- Fewer EU Companies in global top listings
- Few new large EU companies in important global markets eg digital
- Failure to scale new innovative companies in EU compared to US
- POSSIBLE REASONS – VC Finance ,Patents ,Fragmented European market of regulations ,laws & purchasers ,cultural ,military R&I

Less VC Capital in Europe compared to US

- VC investment 0.1% of GDP in EU ,1% in US (EU Council)
- 2023 VC investment in Deep Tech US \$120B ,EU \$45B (Atomico)
- Europe's VC assets one fifth of US (McKinsey)
- Pension Fund investments in VC 20%US ,8%Europe (McKinsey)
- European VC funds smaller -can not do large funding rounds(Atomico)
- EUROPE'S TECH START UP BOOM MEETS FUNDING BOTTLENECK AND FAILS TO SCALE OR RELOCATES TO USA.
- Global scale up companies : 7,500 USA(60%of global total) ,990 Europe(8%) of which 623 inUK (Start up Genome)
- Eg 2023 genAI 35 companies scaled in USA ,3 in Europe , \$23B VC investment in USA , \$1.7B Europe (McKinsey)

Patents in certain key emerging technologies

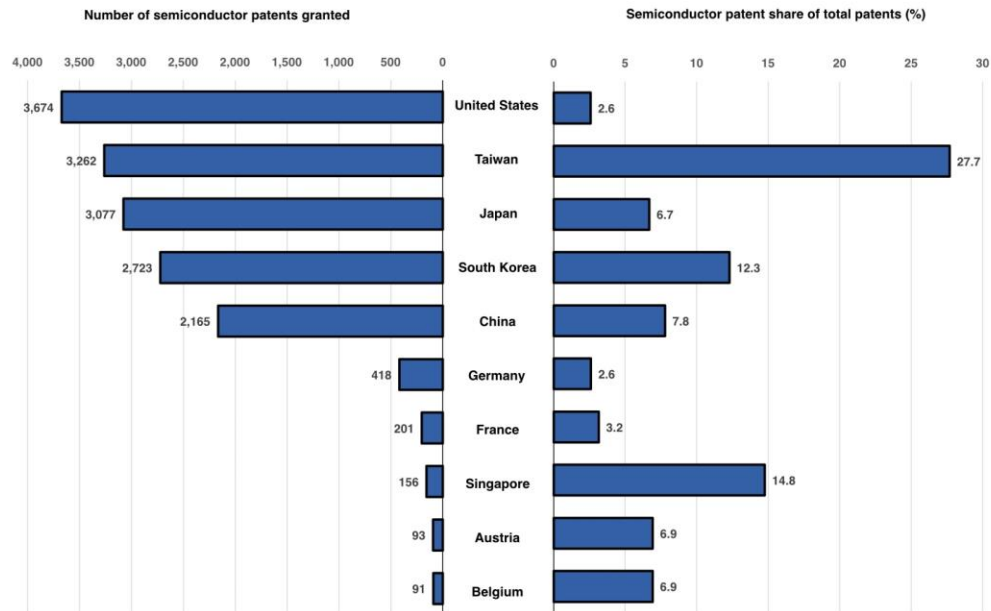
AI 2022 granted patents (AI Index Report)

China 61%

USA 21%

Europe 2%

USPTO utility patents granted in semiconductors, by country or economy: 2022



EUROPEAN INNOVATION COUNCIL (EIC)

- Focus on scaling and critical technology problems
- ACCELERATOR –single company ,grant&/or equity ,high demand ,highly competitive – very low success rates . Highlights >500 companies funded ,crowds in 3.8Euros private investment for every 1Euro EIC ,>12B Euros follow on investment ,portfolio value 70B Euro (150>100M,15>500M,8>1B),addresses :critical technologies eg AI,Quantum,Advanced Materials,Biotech ,EU Priorities eg green &digital ,Strategic Autonomy ,increase in female leadership (20%)
- TRANSITION –from research to company ,high demand ,low success rates .Highlights Translation from ERC ,Pathfinder.
- PATHFINDER –thematic research in priority areas ,consortia ,programme managers portfolio ,low success rate Highlights 1686 unique innovations
- BUSINESS ACCELERATION SERVICES – in depth ,company specific eg corporate ,investor ,procurement ,sales, overseas promotion. Highlights 125 signed corporate deals .

Promising improvements in EU innovation

- 2023 Europe created more start ups than USA
- European tech workforce expanding 2.3M 2023 (1M 2018)
- Talent inflow from outside EU
- 108,000 AI operatives in EU ,87,000 inUSA
- Growth in funding 2023 EU \$45B (+18%) ,US \$120B (-1%)China \$45B (-7%)
- 2023 AI Europe number 1 globally in seed investments including Mistral -largest seed round investment in EU history (including EIC)
- 2023 11 mega rounds of \$100M+raised by European AI companies
- 2023 30% of all investments in Climate Tech (largest sector)
- 9000 companies started by alumni of recent European unicorns (50% increase from 1980s)
- ESTONIA has the highest number of funded start ups & the most billion dollar companies per capita in Europe “SMALL BUT MIGHTY COUNTRY”
- Reference Atomico 2023 State of European Tech Report

VIRTUOUS CYCLE

- SCALED DEEP TECH COMPANIES:
- Produce more new innovations eg globally in 2023 AI industry produced 51 new Machine Learning Models ,industry/academia collaborations 21 ,academia 15 (AI Index Report)
- Fund more basic & applied research eg US Knowledge & Technology Intensive industries fund 36% of all BASIC research in USA,close to federal government 40% (NSF State of US Science and Engineering 2024)
- Increase employment ,productivity &innovative culture
- Spin out more companies eg over 20 years Skype alumni started>900 companies in 50 countries employing 65,000 people (Atomico)
- Fund new companies eg Atomico – large European VC founded by ex Skype founder/CEO Niklas Zennstrom
- TECH ,TALENT & FUNDING FLYWHEEL EFFECTS



uib.no

Norway's preparations for FP10

- Tom Espen Møller, NRC



Norway's preparations for FP10

Universitetslederkonferansen UiB
15 May 2024

Tom-Espen Møller

R&I funding from the EU is more important for Norway than ever...

Competitive funding from the
RCN and Horizon 2020

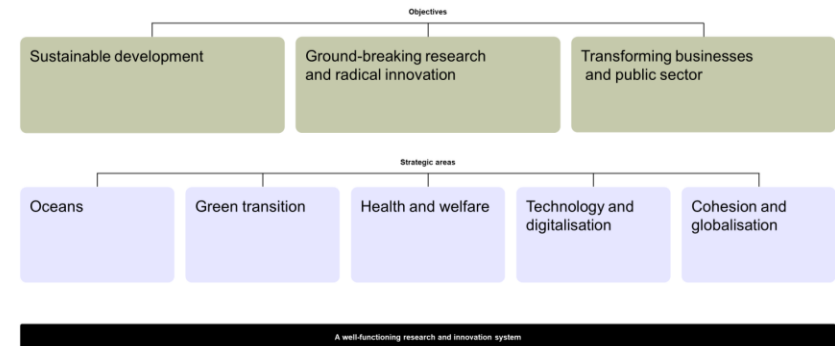


Competitive funding from the
RCN and Horizon Europe



EU's and Norway's R&I priorities fit well together...

Horizon Europe		
Total budget: EUR 95,5 billion		
Excellent Science (EUR 25 billion)	Global Challenges and European Industrial Competitiveness (EUR 53.5 billion)	Innovative Europe (EUR 13.4 billion)
European Research Council (ERC) (EUR 16.0 bn.)	Clusters 1. Health (EUR 8.2 bn.) 2. Culture, Creativity and Inclusive Societies (EUR 2.3 bn.) 3. Civil Security for Society (EUR 1.6 bn.) 4. Digital, Industry & Space (EUR 15.3 bn.) 5. Climate, Energy and Mobility (EUR 15.1 bn.) 6. Food, Bioeconomy, Natural Resources, Agriculture & Environment (EUR 9.0 bn.) EU Joint Research Centre (JRC) (EUR 2.0 bn.)	European Innovation Council (EIC) (EUR 10.1 bn.)
Marie Skłodowska-Curie Actions (MSCA) (EUR 6.6 bn.)		Innovation Ecosystems (EUR 0.5 bn.)
Research Infrastructures (EUR 2.4 bn.)		European Institute of Innovation and Technology (EIT) (EUR 3.0 bn.)
Widening participation and strengthening the European research area (EUR 3.4 billion)		
Widening participation and spreading excellence (EUR 3.0 bn.) Reforming and enhancing the European R&I system (EUR 0.4 bn.)		



RCN's main messages to the interim evaluation of Horizon Europe

- Horizon Europe should look at more long-term challenges to overcome - more fundamental technological advances are needed
 - Bridge the gap between pillar 1 and 2
 - More collaborative projects at low and medium TRL levels
- Horizon Europe should be more agile to meet current and future societal and market developments.
- More emphasis on the importance of framework conditions and national policies in the calls under Horizon Europe





Norway's path towards FP10



Plan for Norway's involvement in co-creation and accession to FP10

- **Three phases:**
 - Preparatory phase (2023 – 25)
 - Negotiation and adoption phase (2025 – 27)
 - Implementation phase (2028 – 2032)
- Inter-ministerial working group tasked with drafting a first Norwegian position paper on FP10
 - KD, NFD, KLD, DFD, RCN and IN
 - Link to ERAC Task Force on FP10
 - Open conference on FP10 7 March
 - Report with recommendations send to the ministries on 18 April
- The first Norwegian position paper on FP10 is expected in June/July 2024
- Separate process for Norwegian association to FP10 – based on the EEA Agreement



Timeline



ERAC-uttalelse
Norsk innspill

HEU-evaluering
HLG-anbefalinger

FP10-forslag
Norsk posisjon

Behandling i
Rådet/EP
Norsk behandling
Norsk intensjonserklæring

Trilogforhandlinger
MFF-vedtak
FP10-vedtak

FP10-start
EØS-beslutning

Reflections on FP10

Principles

- Excellence and impact
- Fund high-risk, high gain research and innovation projects
- Build on European values: Democracy, human rights, equality, inclusion and academic freedom
- Exclusively dedicated to financing R&I
- Focus on objectives, programme areas and actions with the greatest European added value
- As open as possible, but as closed as necessary

Role and structure

- Keep the integrated program for research and innovation and the three-pillar structure but ensure better flows within and between the pillars
- Strike the right balance between bottom-up – top-down, low and high TRL and small and large projects
- Increase competitiveness and build robust value chains
- Rethink the role of FP10 in an ecosystem of EU-instruments and how to harvest synergies between FP10 and other EU-programmes.
- A clearer division of labour between FP10 and national research and innovation programs
- Continue to focus on the challenges and opportunities related to the green and digital transitions as well as resilience
- Dual Use: Civilian technologies need to be better integrated in the defence industrial base and vice versa, but keep the predominately civilian focus of FP10

Instruments

- Simplify instruments and reduce the administrative burden for participants
- Relaunch the missions
- Reduce the number of partnerships and clarify their objectives
- Strengthen collaborative research projects
- Introduce ‘Research Actions’
- Streamline innovation and ecosystem building instruments, including a critical look at the EIT

Empowering ideas for a better world

Tom-Espen Møller
temo@rcn.no



uib.no

ERC: Frontier Research, scientific excellence and its impacts - Myths and evidence

- Eystein Jansen, Prof. UiB/Vice
President ERC



The European Research Council

ERC: Frontier Research, scientific excellence
and its impacts - Myths and evidence

“ERC-The best European invention”

Eystein Jansen
Prof.UiB/Vice President ERC
15.05.24



European Research Council

Established by the European Commission

ERC is part of Horizon Europe



EUR 16 billion
ERC budget in Horizon Europe



17%
of the entire
Horizon Europe budget

In FP 10 we hope the total budget can be doubled!



European Research Council
Established by the European Commission



ERC Scientific Council

Life Sciences



Geneviève
ALMOUZNI
(Molecular Cell Biology)



Liselotte
HØJGAARD
(Medicine)



Leszek
KACZMAREK
(Neurobiology)




Dirk
INZÉ
(Plant Biology)



Luke
O'NEILL
(Biochemistry & Immunology)



Jesper
SVEJSTRUP
Vice-President
(Biochemistry)



Maria
LEPTIN
ERC President
(Cell Biology)



Gerd
GIGERENZER
Vice-President
(Psychology)



Eystein
JANSEN
Vice-President
(Earth Science)

Social Sciences and Humanities



Harriet
BULKELEY
(Geography)



Mercedes
GARCÍA-ARENAL
(History)



Torsten
PERSSON
(Economics)



Giovanni
SARTOR
(Law)



Milena
ŽIČ FUCHS
(Linguistics)

Physical Sciences and Engineering



Ben
FERINGA
(Organic Chemistry)



Tom
HENZINGER
(Computer Science)



Chryssa
KOUVELIOTOU
(High-Energy Astrophysics)



Sylvie
LORENTE
(Mechanical Engineering)



László
LOVÁSZ
(Mathematics)



Björn
OTTERSTEN
(Electric Engineering)



Nicola
SPALDIN
(Materials Theory)



Alice
VALKÁROVÁ
(Physics)



ERC Scientific Council

Life Sciences



Geneviève
ALMOUZNI
(Molecular Cell Biology)



Liselotte
HØJGAARD
(Medicine)



Leszek
KACZMAREK
(Neurobiology)



Dirk
INZÉ
(Plant Biology)



Luke
O'NEILL
(Biochemistry
Immunology)



Jesper
SVEJSTRUP
Vice-President
(Biochemistry)



Maria
LEPTIN
ERC President
(Cell Biology)



Gerd
GIGERENZER
(Psychology)

Social Sciences and Humanities



Harriet
BULKELEY
(Geography)



Mercedes
GARCÍA-ARENAL
(History)



Torsten
PERSSON
(Economics)



Giovanni
SARTOR



Milena
ŽIČ FUCHS
(Linguistics)

You can meet many of these in Bergen June 26!


Physical Sciences and Engineering



Ben
FERINGA
(Organic
Chemistry)



Tom
HENZINGER
(Computer
Science)



Chryssa
KOUVELIOTOU
(High-Energy
Astrophysics)



Sylvie
LORENTE
(Mechanical
Engineering)



László
LOVÁSZ
(Mathematics)



Björn
OTTERSTEN
(Electric
Engineering)



Nicola
SPALDIN
(Materials Theory)



Alice
VALKÁROVÁ
(Physics)



The European Research Council



European Research Council
Established by the European Commission

“The ERC awards long-term grants to researchers of any nationality and age, from anywhere in the world, who wish to carry out their research projects in a host institution based in Europe. Scientific excellence is the sole evaluation criterion.”



European Research Council

“Let Scientists Follow Their Dreams”

Since 2007 the ERC has funded innovative research at the frontiers of knowledge.

- No pre-defined priorities
- All fields of research
- **Just great, challenging ideas!**
- **Europe’s best minds at work**
- **More innovation per invested Euro!**



Research breakthroughs may produce **unforeseen discoveries** which, in turn, may **spark applications**

... even unintentionally!

Prizes awarded to ERC grantees



Basic Research



- 14** Nobel Prizes
- 6** Fields Medals
- 11** Wolf Prizes and other

“...give our scientists the capacity to explore the unknown.”

Ilhiana Ivanova, EU Commissioner

Assessment novelties in the ERC Work Programme 2024

Focus on the research project



- ERC panels will primarily evaluate the *ground-breaking nature, ambition, and feasibility* of the project
- they will also evaluate the *intellectual capacity, creativity, and commitment* of the applicant, with a focus on the extent to which she/he has the excellence and required scientific expertise to successfully execute the proposed project

Broad assessment of the applicant



- Curriculum Vitae and Track Record: one document, structured
- up to 10 research outputs that demonstrate how the applicant has advanced knowledge
- selected examples of significant peer recognition
- noteworthy contributions to the research community - these will not in themselves be evaluated but are important to provide context (likewise for career breaks or unusual career paths)

Why apply for an ERC grant?

ERC offers independence, recognition & visibility to:

- work on a research topic of own choice
- gain financial autonomy for five years
- negotiate the best conditions of work with the host institution
- attract excellent team members and collaborators from anywhere in the world
- move with the grant to any place in Europe if desired (“portability of grants”)
- win additional funding
- **Boost your career track!**



Why apply for an ERC grant?

Grant types according to your career level:

- Starting Grant (7 years after PhD)
- Consolidator Grant (13 years after PhD)
 - Extensions of eligibility window possible
 - But don't wait for your last chance!
- Advanced Grant
- Synergy Grant (2-4 PIs, one from outside of EU/Associated Country)
 - NB Young Scientists can apply!
 - Need to be interdisciplinary
- Proof of Concept (POC) – take results closer to market (+ EIC possibilities)

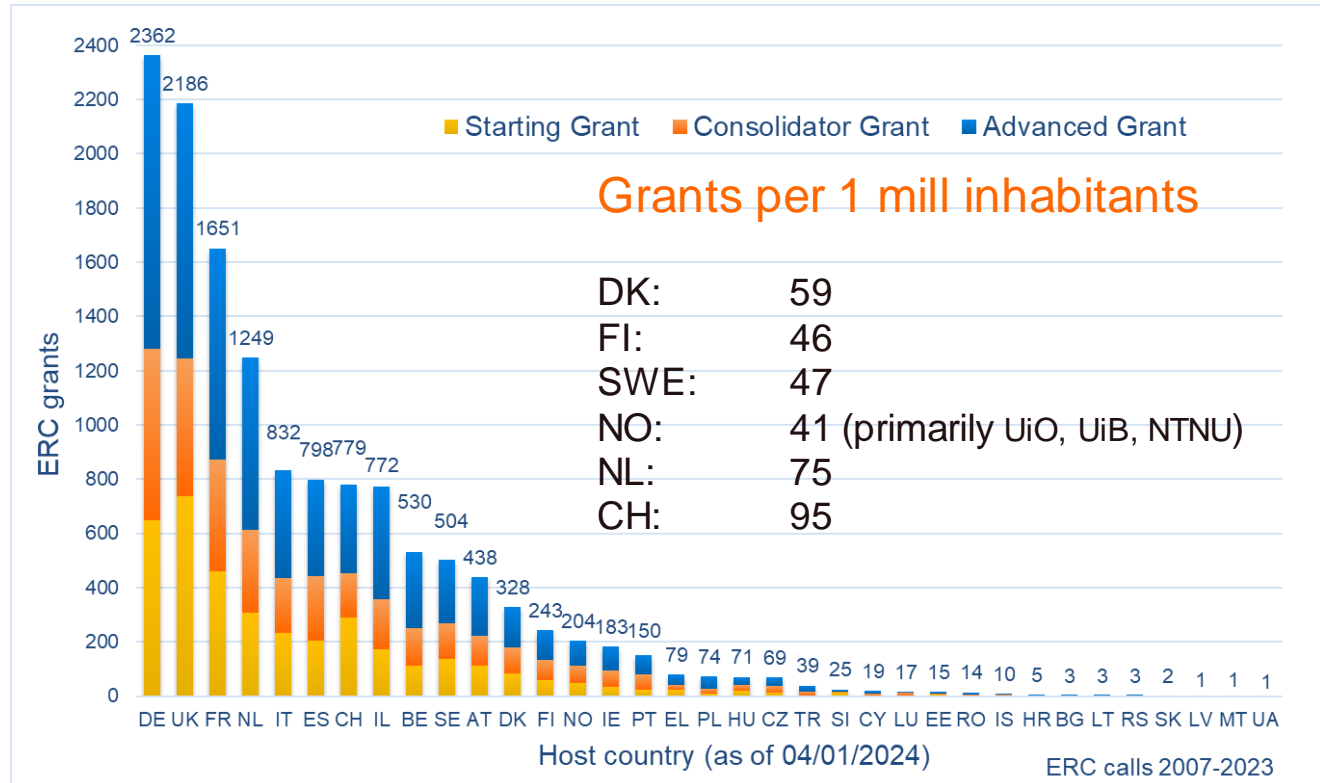


Anyone from anywhere in the world can apply

Opportunities for researchers outside EU/Associated Countries:

- Additional “start-up” funding for researchers moving to Europe (€ 1 Mio irrespective of grant scheme)
- Grantees can keep affiliation with home institute outside Europe (“significant part” of work time in Europe: at least 50%)
- Team members can be based outside Europe
- Grantees can move within Europe with the grant

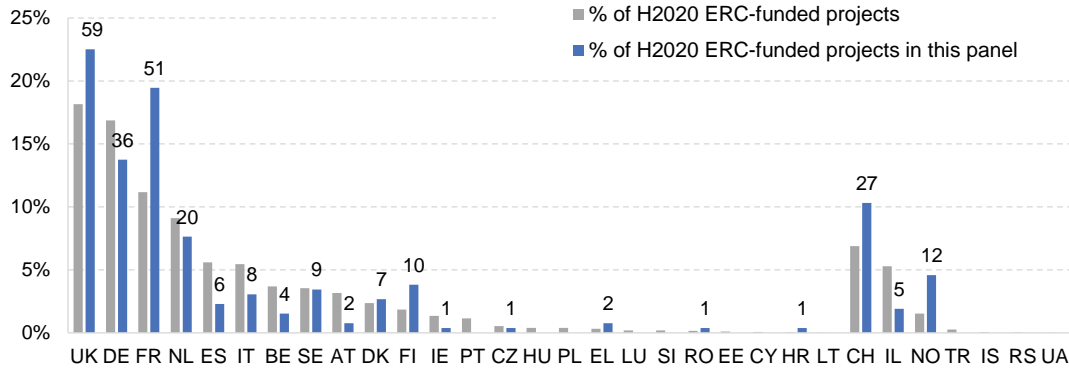
ERC-funded projects by country of Host Institution



Example: PE10 Earth System Science

Distribution of ERC-funded projects in EU Member States and Associated Countries in H2020

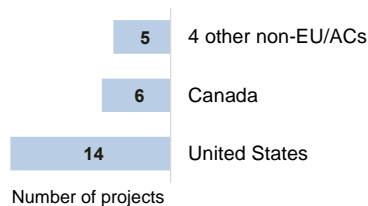
The 262 funded projects (numbers in the graph) are in 16 EU Member States and 3 Associated Countries (ACs)



Host institutions with ≥6 funded projects



Country of origin of grantees other than EU or ACs (≤3 grouped together)



Norway:

Strong in SH and in environmental sciences
 Weak in chemistry and physics and fundamental life sciences
 CoE (SFF) scientists dominate

UiB - overall in ERC:

50 grants
 BCCR 12
 SapienCE 2

Contrary to what you may think

- The budget is distributed among the scientific panels as a function of demand
- The panel descriptors do not represent ERC scientific priorities
- The success rate is not linked to academic age
- Publication record is not decisive in selection decisions
- The Host Institution is not an evaluation criterion



Some myths or rumours

1: You can only apply for an ERC grant if you are a highly accomplished scientist.

✗ **NOT true:** Accomplishments are appreciated in relation to your stage/seniority as giving some evidence of your capacity to conduct the research you propose and of creativity within the past 10-12 years of your career.

2: To be successful, you need to continue on an established research line, to prove continuity and credibility

✗ **NOT true:** Generally, the opposite is true.

3: If you have already obtained an ERC grant you are less/more likely to get another one.

✗ **NOT true:** Panels look at each proposal on its own merit and in comparison with the other applications, irrespectively of whether you have or have not obtained an ERC grant in the past. But experience helps

4: The more socially or medically relevant a grant proposal is, the higher the chances of it getting funded.

✗ **NOT true:** ERC funds frontier research, not research that promises to be only an incremental advancement of knowledge. This is irrespectively of the field and whether it has societal, medical or clinical applications.



Particular emphasis on...

Frontier of science, scholarship and engineering, i.e.

- Multi- or interdisciplinary proposals which cross boundaries between different fields of research, **or**
- Pioneering proposals addressing new and emerging fields of research, **or**
- Proposals introducing unconventional, innovative approaches and scientific inventions.



Impact beyond science


- 44% of ERC grants 2007-2016 generated research subsequently cited in patent applications worldwide
- predominance in biotechnology, pharmaceuticals, computer technology, organic fine chemistry, measurement, and semiconductors
- 13% of ERC grantees filed their own patent applications based on the work funded with their ERC grant
- 11% of ERC grantees created companies or transferred results of their research to pre-existing companies
- over 400 companies founded by ERC-supported researchers in areas like biotechnology, nanotechnology, semiconductors, and the like

https://erc.europa.eu/sites/default/files/2023-01/Assessing_the_Influence_ERC-funded_Research_Patented_Inventions.pdf



Mapping ERC Frontier Research

- The ERC developed its own classification system to **explore the scientific content** of the research projects that it supported from 2014 to 2020, under the Horizon 2020 programme.
- This **classification system** consists of some **900 terms**, reflecting **disciplines, methods and topics** addressed by the more than 6700 projects. It is **non-hierarchical** and **flexible** so that it can evolve over time.
- The analyses resulted in several factsheets. These demonstrate, for instance, how bottom-up funded frontier research **contributes to tackling global challenges**.



European Research Council
Established by the European Commission



Feedback to Policy in ERC – an opportunity to put the spotlight on frontier science

- A new **activity delegated** to ERCEA under Horizon Europe:

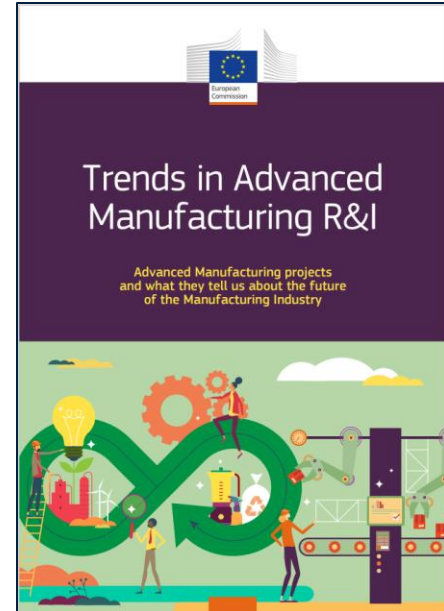


“to provide feedback to the Commission to serve as input for monitoring, reviewing and rectifying existing policy measures or shaping new policy initiatives and decisions, the Agency shall identify and report on the relevant knowledge acquired from the management of the programmes and their results.

- Contributes to the **ERC Monitoring and Evaluation** strategy to track the **impact of funded research beyond science into policy making**
- Feeds in the **ERC communication strategy** objective “to explain the intrinsic value of frontier research, and the contributions it makes to tackling societal, economic, environmental and policy challenges.”

“Today I would like to tell you three reasons why, and three ways how, our governments need to work with science. The first reason is: we need science to make sense of the world around us. Second, we need science to guide us. And third, we need science to find new solutions to the challenges of our times, and to fuel innovation for a healthy planet”. –
**Ursula von der Leyen,
Nobel Prize Summit
2021**



Published in 2023



ERC Frontier Research on Biodiversity

- Projects linked to the objectives of the EU Biodiversity Strategy for 2030 & to ecosystems
- ERC website [Frontier research for biodiversity | ERC \(europa.eu\)](https://erc.europa.eu/frontier-research-for-biodiversity)
- Europa website [Biodiversity \(europa.eu\)](https://europa.eu/biodiversity)
- JRC Biodiversity Knowledge Centre [Mapping ERC Frontier Research: Biodiversity | Knowledge for policy \(europa.eu\)](https://knowledge-for-policy.europa.eu/mapping-erc-frontier-research-biodiversity)



236
Projects



19
Countries



EUR 469 Million

105 projects
FP7 (2007-2013)

131 projects
H2020 (2014-2020)

88 projects
Social Sciences
and Humanities

105 projects
Life
Sciences

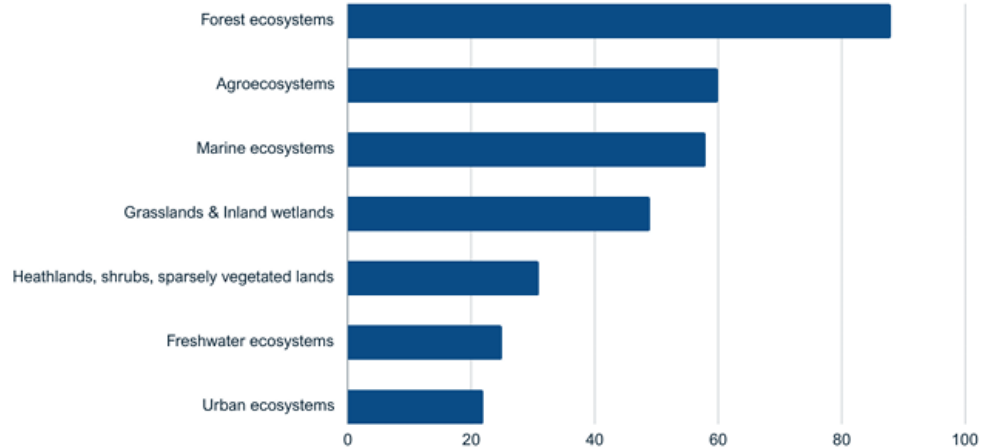
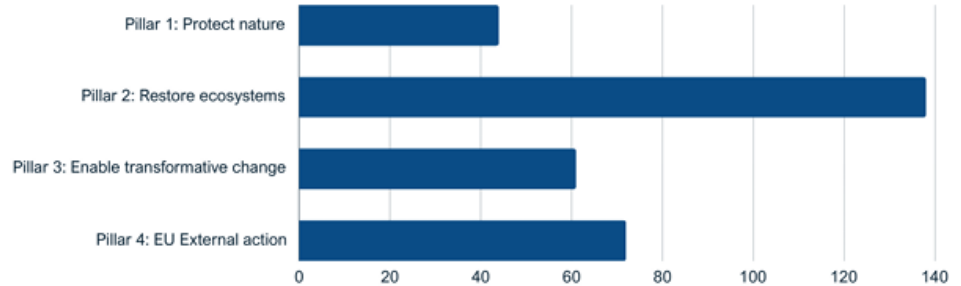
43 projects
Physical Sciences
and Engineering



European Research Council
Established by the European Commission



Repartition of projects relevant to the EU Biodiversity Strategy for 2030 by pillar



EIC-ERC: Synergies and complementarities

The ERC collaborates with the European Innovation Council (EIC) on:

- Identification of **trends in ERC-funded projects** dealing with research areas having a priority industrial interest and assessment of their innovation potential
- **Joint events** and workshops
 - Workshop on Cell and Gene Therapy (June 2021)
 - Workshop on Energy Storage (November 2022)
- **EIC Transition Grant** as a follow up to the ERC Proof of Concept grants
In the first Transition calls in 2021 and 2022, applicants from an ERC PoC extremely successful:
 - 60% of successful proposals originated from an ERC PoC
 - proposals originating from PoC had a higher success rate than other participants



Thank You!

More information: erc.europa.eu



Follow us on social media



@ERC_Research



@ERC_Research



European-Research-Council



European Research Council



European Research Council



European Research Council
Established by the European Commission





uib.no



Universitetslederkonferansen 2024

Rammer og retning



09:00 -
09:15



Åpning

Tore Tungodden, universitetsdirektør ved UIB

09:15 -
10:15



Økonomiske utsikter for Norge

Øystein Dørum, Direktør samfunnsøkonomi ved NHO



10:15

Pause

10:30 -
11:15



"Perspektivmelding» for akademica

Trygve Svensson, leder, Agenda



11:15

Pause med utsjekk

11:45 -
12:25



Veien videre

12:25 -
12:30



Konferanseavslutning

Margareth Hagen, rektor ved UIB



12:30

Lunsj



13:45

Buss retur

Program torsdag 16. mai





uib.no





Gullet kjem

til å komme

FRY

DEN

Energikraft



UNIVERSITETET
I BERGEN



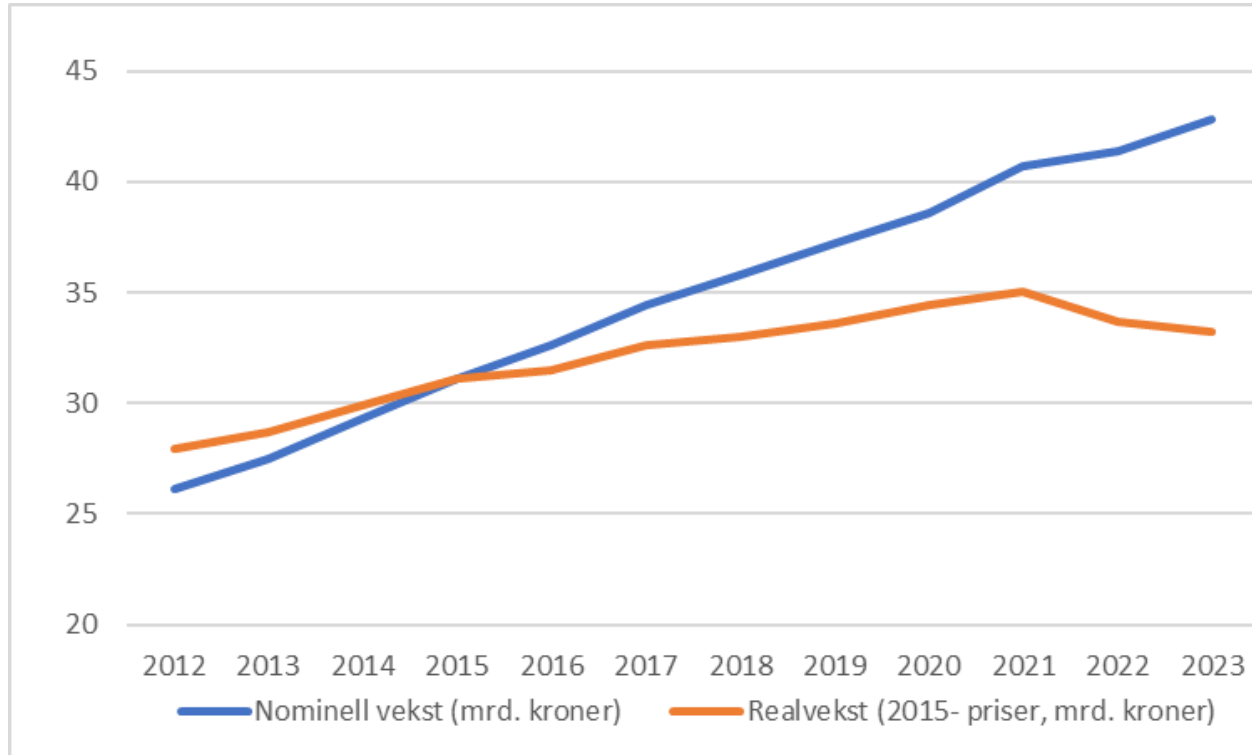
Strategi 2023–2030

**KUNNSKAP
SOM FORMER
SAMFUNNET**

UiB skal være blant Europas fremste universiteter, internasjonalt kjent for høy kvalitet i forskning og utdanning. Som samfunnsinstitusjon skal vi bidra til en bærekraftig og demokratisk utvikling og være et attraktivt og inkluderende studie- og arbeidssted.



Samlet grunnbevilgning til UH-institusjonene





I 2015 innførte Solberg-regjeringen ABE-kuttet



I 2021 fulgte Støre-regjeringen opp med rammekutt



Totalt er sektoren kuttet 2,4 milliarder kroner eller 5,7% i rammen de siste ti årene

Over halvparten leverte negativt driftsresultat

Ansettelsesstopp, sluttpakker og kutt i studietilbud og forskningstid er noen av tiltakene som nå diskuteres ved landets universiteter og høyskoler. I bunn ligger ulike sentrale kutt de siste årene på 2,4 milliarder kroner.



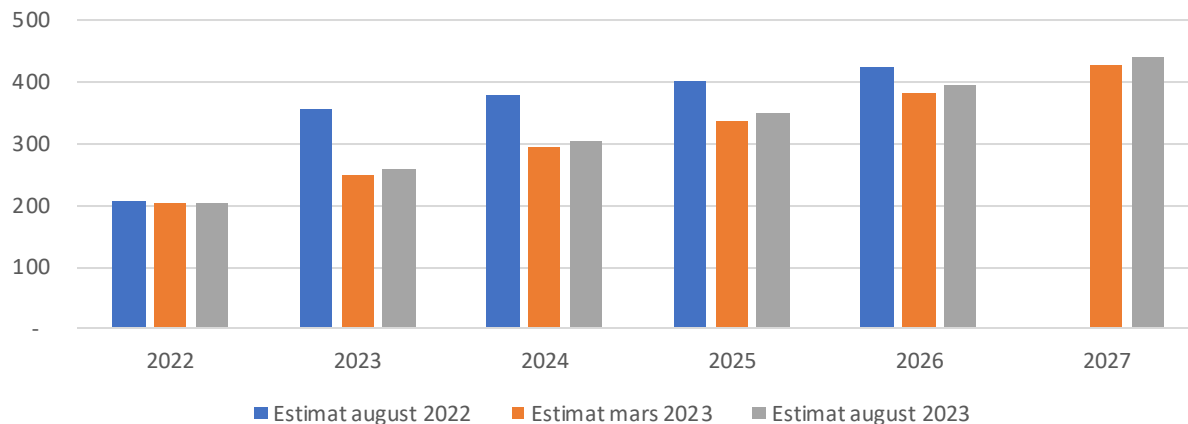
Petter Aasen mener man nærmer seg et krevende smertepunkt for økonomien ved universiteter og høyskoler: NTNU, her representert ved prorektor Marit Reitan har verst driftsunderskudd. Foto: Siri Øverland Eriksen

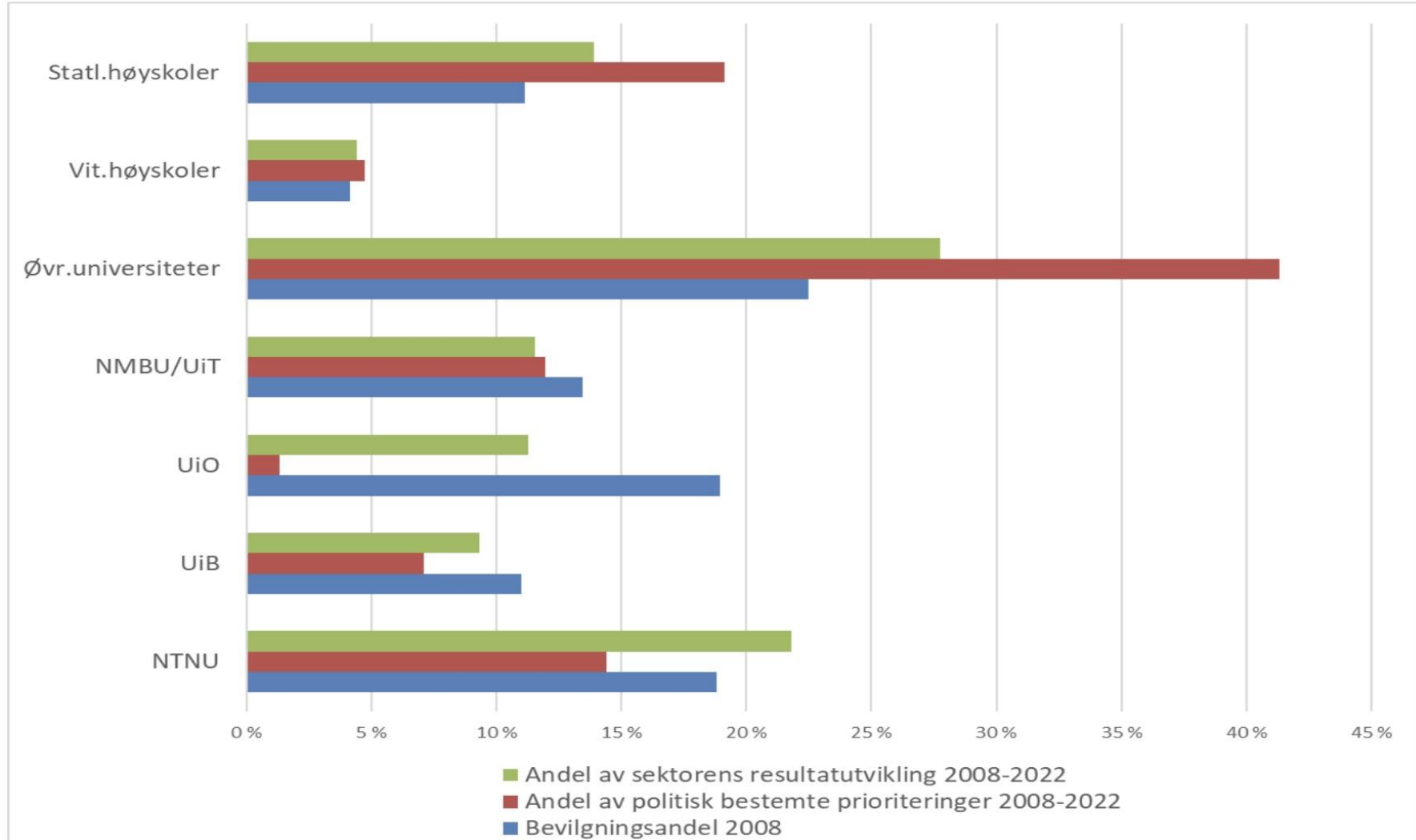


Tekst:
Eva Tonnessen
eva.tonnessen@kthema.no

Grunnbevilgning - scenarier for UiB

Vi er på vei mot 440 mill. kroner i redusert kjøpekraft 2027. Dette er et tap på ca. 10 % av tilskuddet fra KD.





As U. of Arizona Confronts Budget Cuts, Workers and Students Brace for the Worst

The public university, the largest employer in the Tucson area, says it's facing a \$177 million shortfall. Critics worry that lower-tier workers and Arizona students will be hit hardest by efforts to cut back.

French scientists alarmed by 'disastrous' cut to research budget

Move is part of €10 billion savings package announced by the government

28 FEB 2024 • 4:10 PM ET • BY ELISABETH PAIN

FORSKNINGSTID

Guro Lind: — Dette er en farlig vei å gå og jeg blir dypt bekymret

Universiteter og høyskoler får en stadig strammere økonomisk hverdag. Nå er forskningstiden flere steder satt i spill. Forskerforbundet er sterkt bekymret.

Vice-chancellors fear UK sector is hurtling into financial crisis

Almost no leaders in *THE* survey expect government to support a university in serious trouble, as domestic and international funding woes leave one v-c fearing ministers 'want to drive us out of business'

January 18, 2021



News Politics Crime & Justice Business & Finance Science & Tech Culture Lifestyle Travel Food Health Opinion

Federal Council cuts funding for education and research by half a billion

English Deutsch

By 08 Mar 2024 1:10 pm CET Archive Page Link

Updated at 08 Mar 2024 5:30 pm

The Federal Council is cutting the payment framework for education, research and innovation (ERI) for 2025 to 2028 by half a billion francs. A total of CHF 29.2 billion is still planned. The reduction takes account of the financial situation.

BUSINESS UNIVERSITY OF TWENTE FINANCIAL TROUBLE BUDGET CUT INFLATION WAGE INCREASE » MORE TAGS

THURSDAY, 9 NOVEMBER 2023 - 19:30

SHARE THIS:



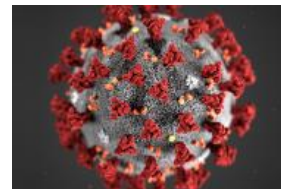
University of Twente in financial trouble; Budget cuts, vacancy freeze announced

Usikkerhet er den nye normalen

Usikkerheten som kom for å bli

- 2020: Koronaår 1
- 2021: Koronaår 2
- 2022: Krig, høye strømpriser,
- 2023: Inflasjon, mer krig, fortsatt høye strømpriser
- 2024: ... 49% av verdens befolkning går til valg
- 2025: Ny finansieringsmodell, ny UH-lov, nytt opptakssystem, nytt forskningssystem, dual use

Geopolitisk uro, aktive og uforutsigbare politikere, teknologi og kunstig intelligens driver opp endringstakt



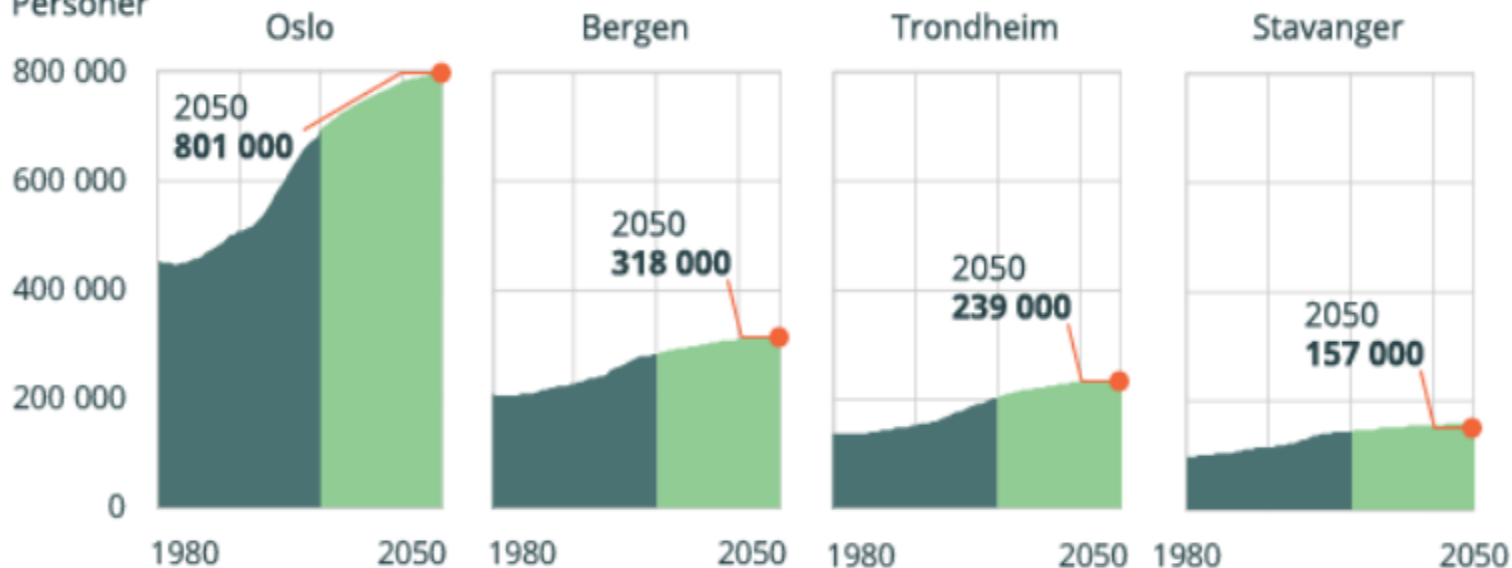
Figur 2.

Befolkningsvekst i de største byene



Folkemengden, ● registrert og ● framskrevet.
Hovedalternativet (MMMM)

Personer



Befolkningsutvikling må være en del av vurderingsgrunnlaget for handlingsrommet til UiB

Men det er stor usikkerhet om prognoser

Når det blir færre studenter, hvem mister studenter?

Gir flest mulig studenter størst mulig handlingsrom?



Vi er ikke blakk...

Vi har 6 milliarder...

Vi har folkene...



di Lampedusa principle

"If we want things to stay as they are, things will have to change"

Giuseppe Tomasi di Lampedusa "The Leopard" (1958)



Økonomiske utsikter for Norge

-Øystein Dørum, Direktør
samfunnsøkonomi, NHO





Utfordringsbildet for en liten, åpen økonomi (og litt om ståa)

Ledersamling, Universitetet i Bergen

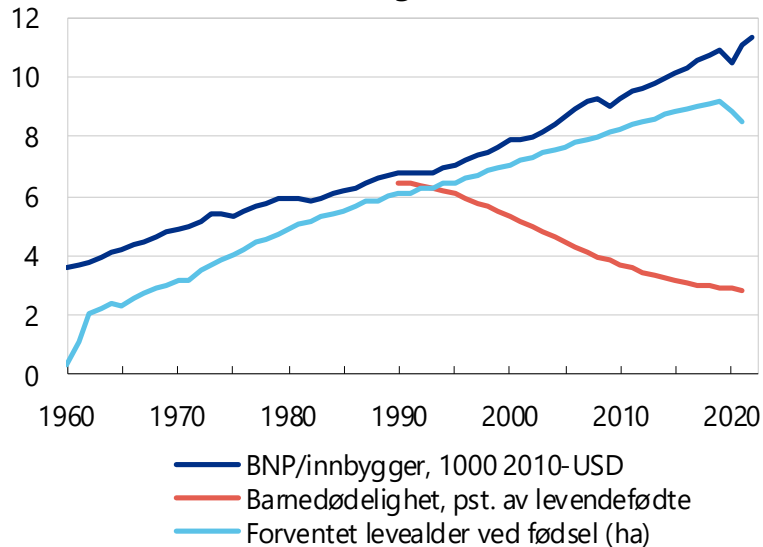
Øystein Dørum, sjeføkonom
Solstrand, 16. mai 2024



Bakspeilet: Handelsdrevet velstandsreise siden WW II

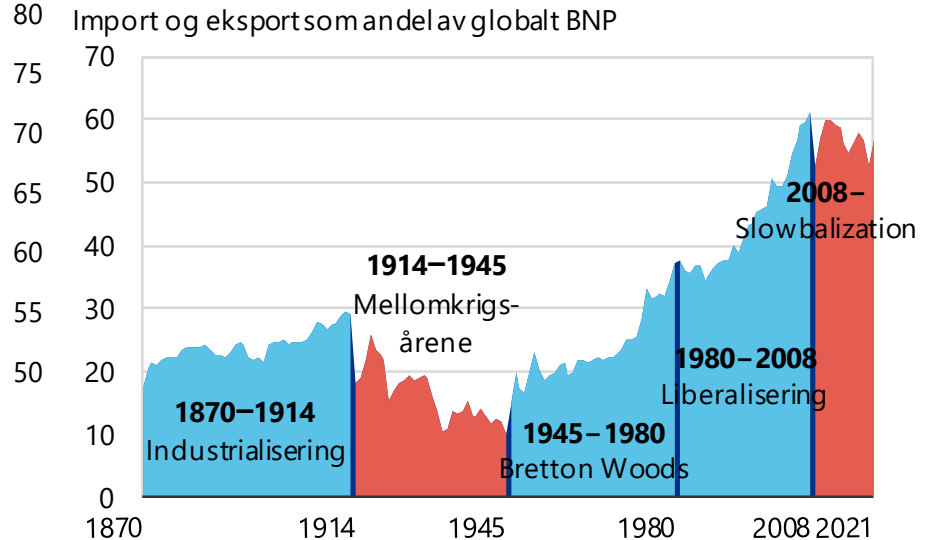
BNP/cap ~2%/år siden 1960. Bedre levestandard. Villet/teknologi. GVC-bygging (2/3)

Verden: BNP, barnedødelighet, levealder



Kilde: WDI/Thomson Datastream/NHO

Verden: Handelsåpenhet



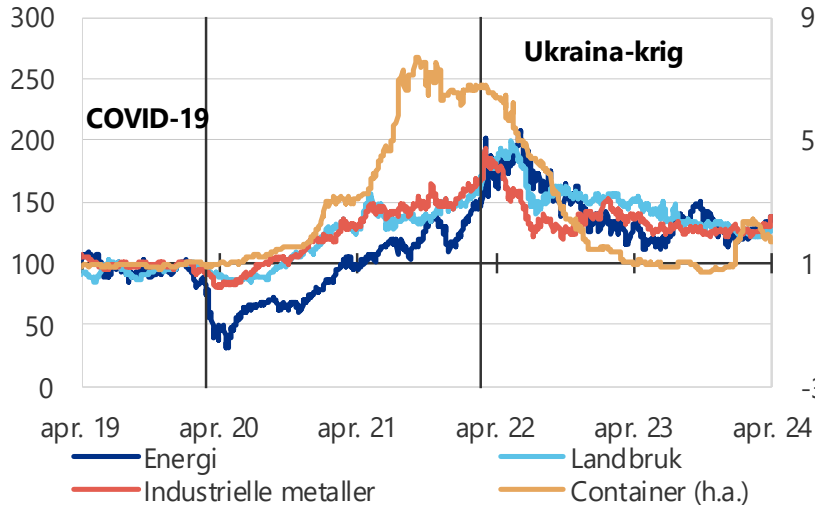
Kilde: Klasing & Milinois (2014) / Penn World Tables 9.1 / Verdensbanken / NHO

Ute: Kostnadssjokket forbi, inflasjon og renter på vei ned

Men visse vekst BNP-HP 2023/24: 1,0/0,8% (normal ~2%). Fortsatt høyt trykk. LK 5,2/4,3%

Råvarepriser og fraktrater

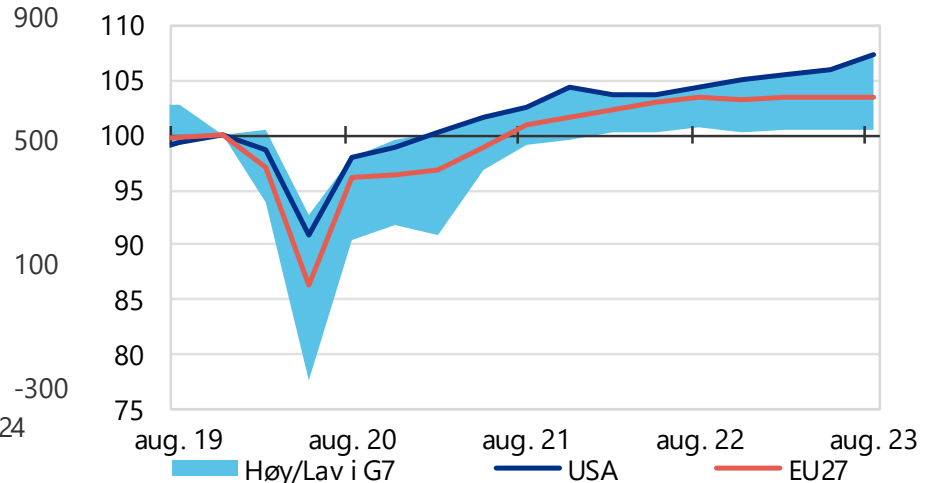
Indeks, 1. jan 2020=100



Kilde: LSEG Datastream / S&P GSCI / Freightos / NHO

G7: BNP

Sesongjustert volum, 2019Q4=100



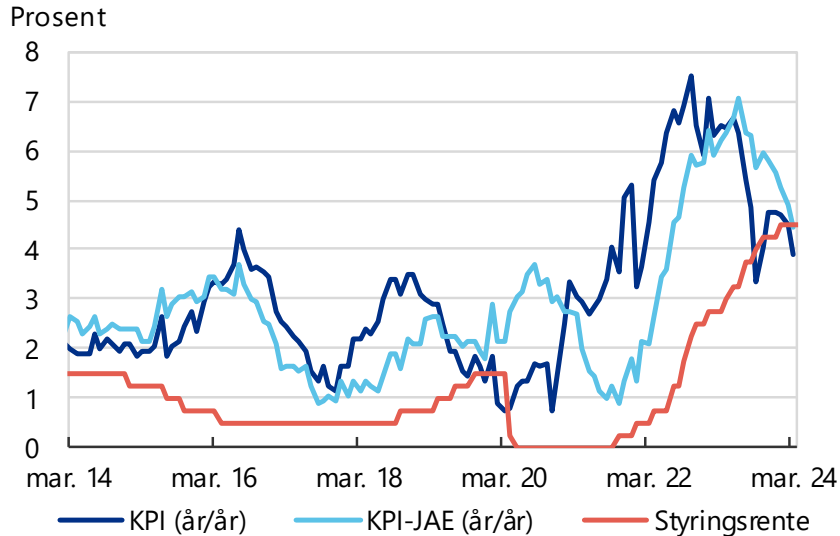
Kvartalsdata tilgjengelig t.o.m. 15-11-2023

Kilde: LSEG Datastream / OECD Quarterly National Accounts / NHO

Kronefall på toppen. Prissjokket bak oss. Dyrtiden har bitt.

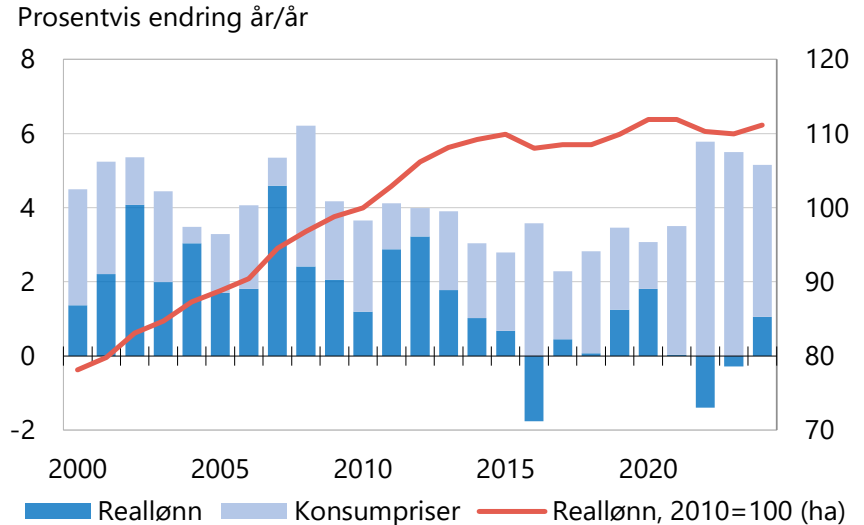
Flat reallønn 2015-23. Oppgjør 5,2-4,1%. Forbruk -0,7/1,4%. To rentekutt i høst, to i 2025

Norge: Konsumpriser og styringsrente



Kilde: LSEG Datastream / Statistisk sentralbyrå / NHO

Norge: Årslønn og konsumpriser



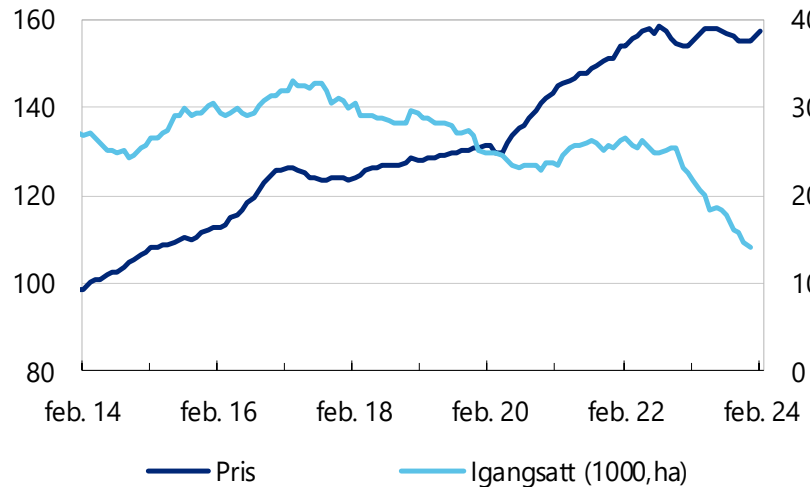
Kilde: TBU mars 2024 / NHO

Renta har rammet skjevt => Stor strekk i laget

Boligpriser -0,5/1,7%, -inv. -15,6/-8,7%. Kronefall og ToT-gevinster bra for noen, men ikke alle

Norge: Boligpriser og -igangsetting

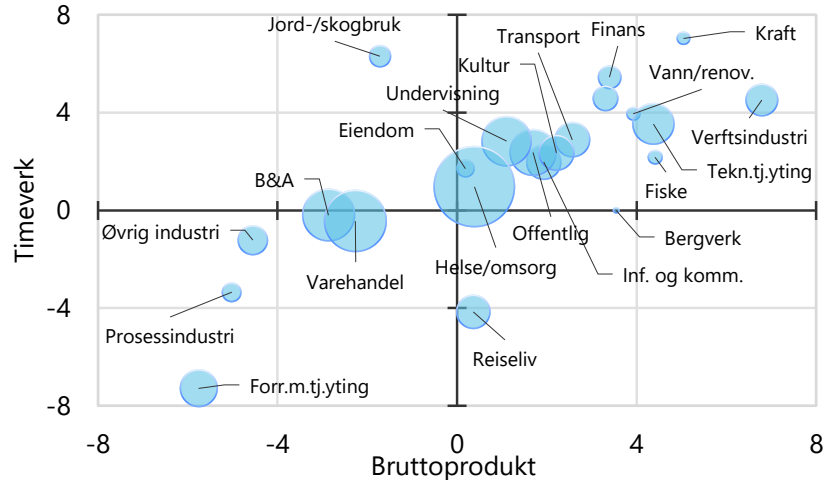
Januar 2013 = 100. Sesongjustert



Kilde: LSEG Datastream / Eiendom Norge / Boliqprodusentenes forening / SSB / NHO

Norge: Bruttoprodukt og timeverk

Endring i pst. 22Q4-23Q4. Boblestørrelse: Sysselsetting



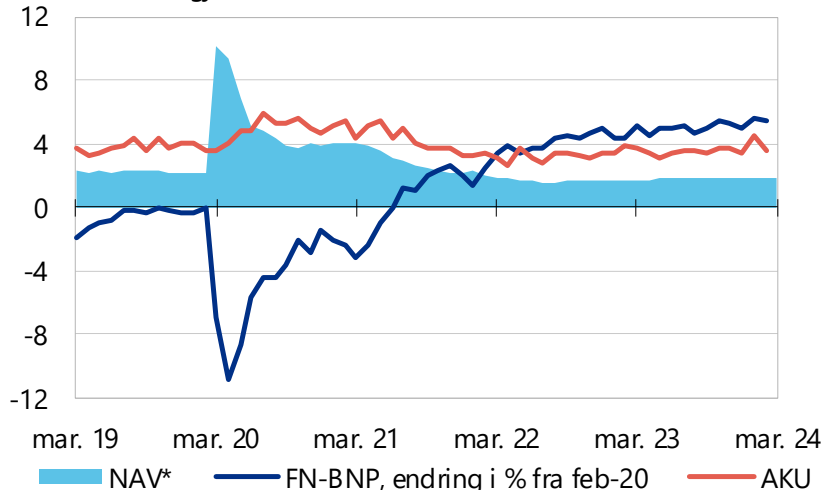
Kilde: LSEG Datastream / Statistisk sentralbyrå / NHO

Hvileskjær for norsk økonomi 2023/24: Vekst 0,7/1,0%

Jobbvekst 1,4/0,4%, ledighet 1,8/2,5%. Trykket har letnet. Høy inflasjon/rente gir nedsiderisiko

Fastlands-BNP og ledighet

Prosent. Sesongjustert

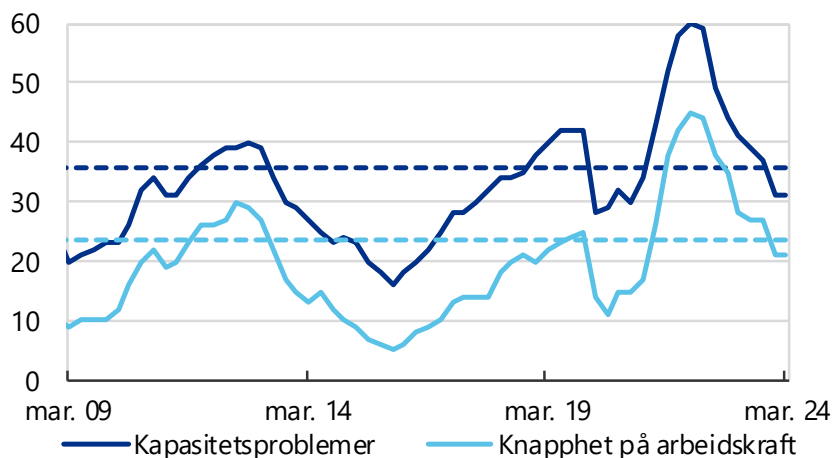


* Registrerte arbeidsledige + tiltak

Kilde: LSEG Datastream / Statistisk sentralbyrå / NHO

Norge: Kapasitetsproblemer*

Prosent som svarer bekreftende



*Andel kontaktbedrifter som vil ha noen eller betydelige problemer med å møte en vekst i etterspørselen. **Stiplet linje: Gj.snitt siden 2005Q1.

Kilde: LSEG Datastream / Norges Banks regionale nettverk / NHO

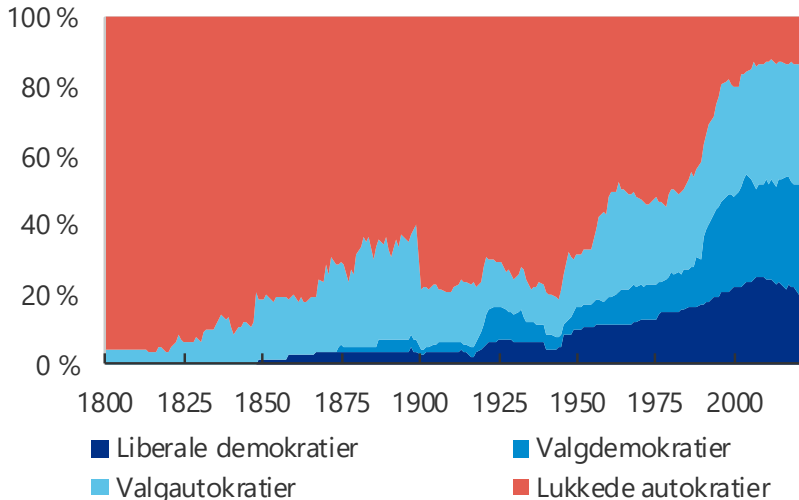


(I) Tyngdepunkt mot øst. Farligere, mer polarisert verden

Liberales demokratier på retur. Mer populisme. Mer krig. Sikkerhetspolitisk friminutt over.

Verden: Politiske regimer

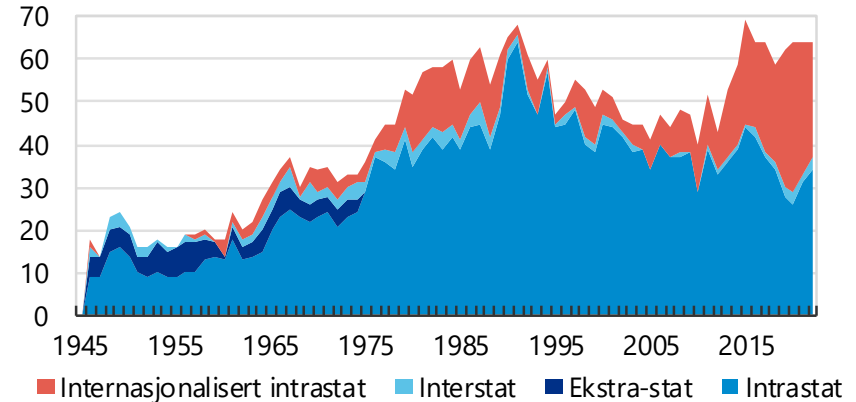
Inntil 178 land. Prosent av antall land



Kilde: Our World in Data, Varieties of Democracy project (v12) / NHO

Væpnede konflikter som involverer en stat*

Antall, 1946-2022



A state-based armed conflict is a contested incompatibility that concerns government and/or territory where the use of armed force between two parties, of which at least one is the government of a state, results in > 25 battle-related deaths/year.

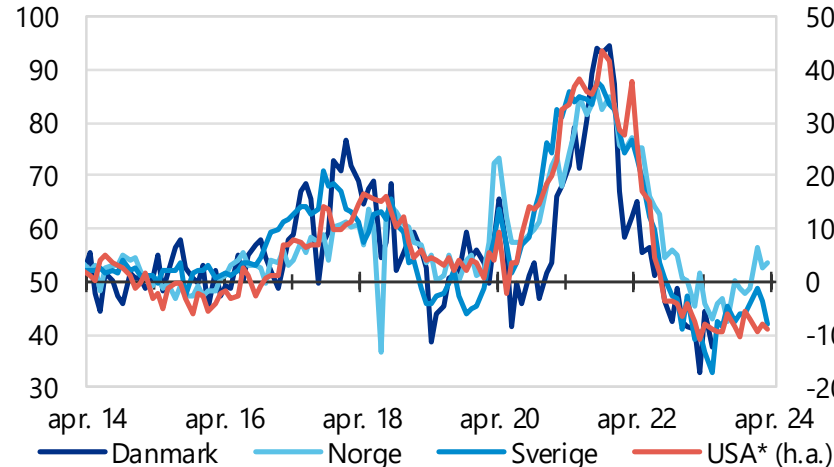
Kilde: Uppsala Conflict Data Program/PRIO / NHO

Pandemi, krig, grønt skifte: Sårbare verdikjeder

Kina 77% av global batteriprod., Taiwan 92% av avanserte databrikker: *De-risking*

Industri: Leveringstid vareinnsats

Diffusjonsindeks, sesongjustert

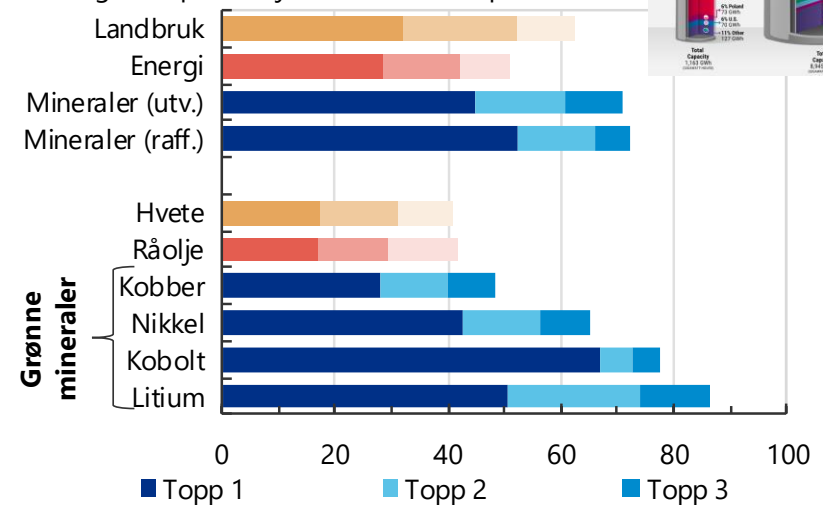


*Gjennomsnitt av industriundersøkelsene til Feds avdelinger i New York, Philadelphia, Dallas, Kansas og Richmond.

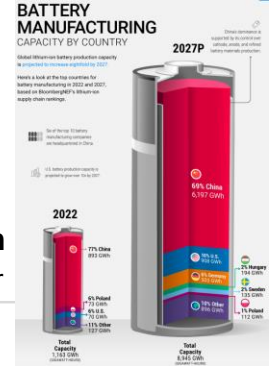
Kilde: LSEG Datastream / NHO

Global råvareproduksjon: Konsentrasjon

Pst. av global produksjon for tre største produsenter



Kilde: IMF World Economic Outlook 2/2023 / NHO

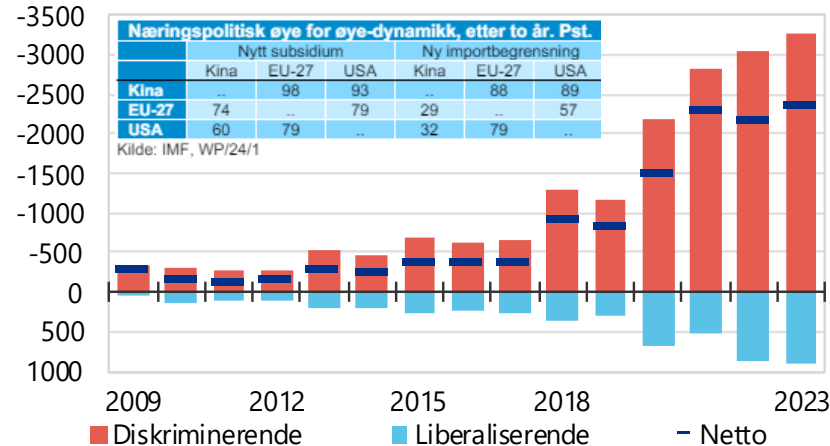


Fra hyperglobalisering til proteksjonisme & *re/nearshoring*

Mer industripolitikk. *TfT*. Handelskrig G2. Brexit. IRA. US/EU Chips Act. MiC. 2:1 -> 1:1

Verden: Handelstiltak*

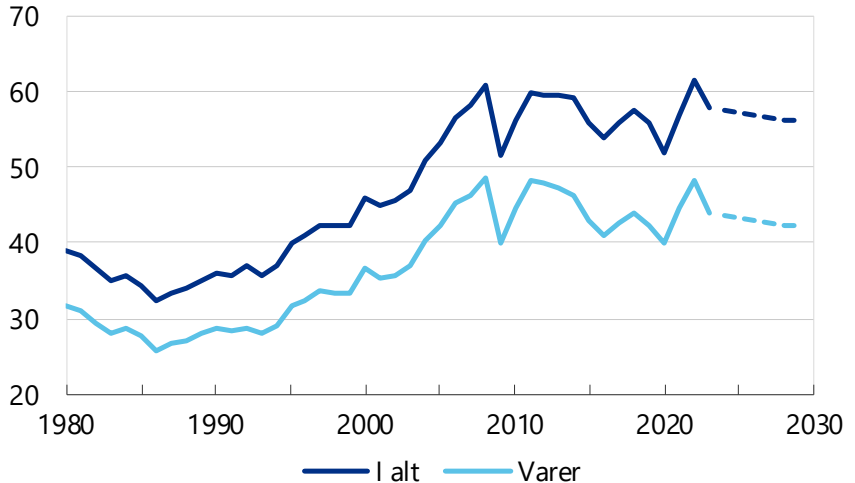
Antall implementerte handelstiltak årlig



Data per 10-1-24. Rapportings-lag justert. Cut-off er satt til 31. desember hvert år, dvs. at handelstiltak som er lagt til databasen etter cut-off-dato ikke er inkl. i datamaterialet.
Kilde: Global Trade Alert / NHO

Global handel

Prosent av globalt BNP



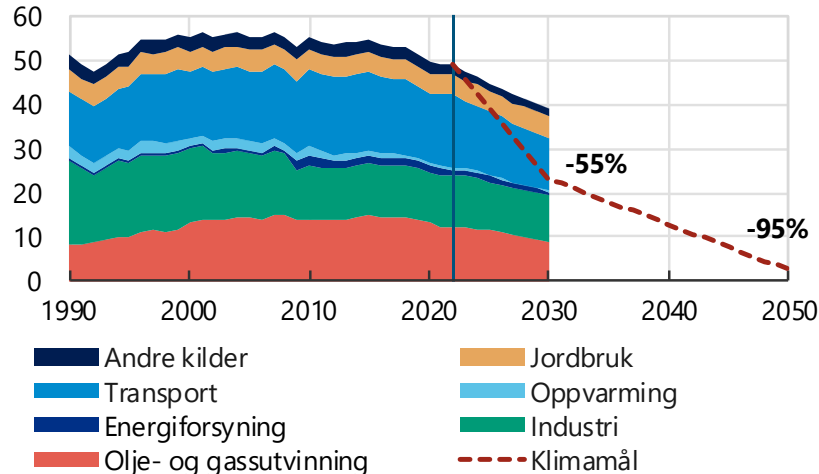
Kilde: IMF World Economic Outlook 1/24 / NHO

(II) Grønn omstilling krever store endringer & investeringer

~50% fossil energibruk. -4,5% siden 1990. Klimautvalg 2050: UFF. Trenger mer kraft/teknologi

Norge: Klimagassutslipp og -mål

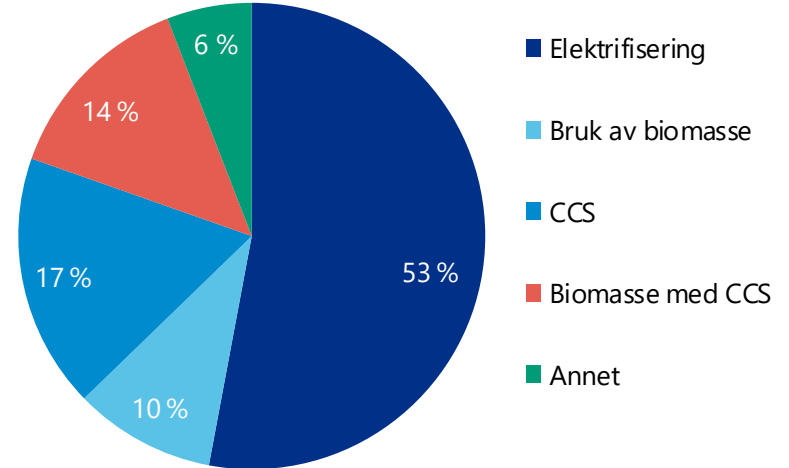
Mill. tonn CO₂e. T.o.m. 2022, fremskrevet til 2030



Kilde: Regjeringens klimastatus og plan 2023/NHO

Tiltak for reduksjon av utslipp mot 2050

Prosent av utslippsreduksjon

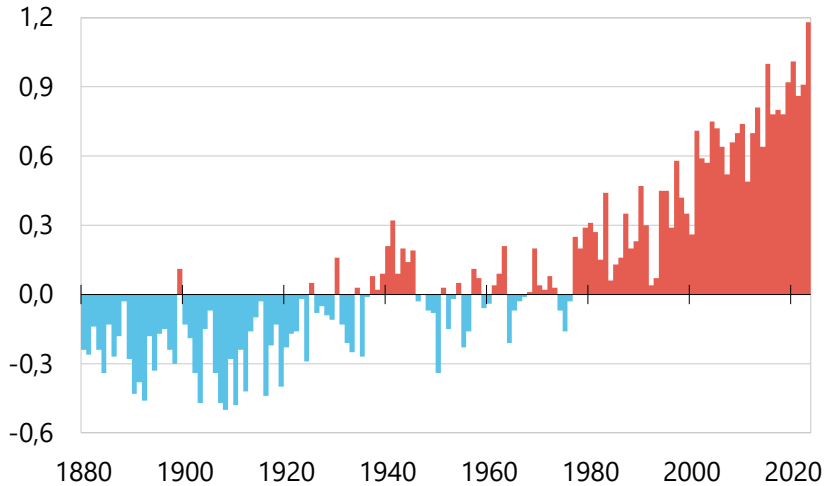


Kilde: Klimautvalget 2050/NHO

(Klimaendringene vil kreve omstilling i seg selv)

Global overflatetemperatur

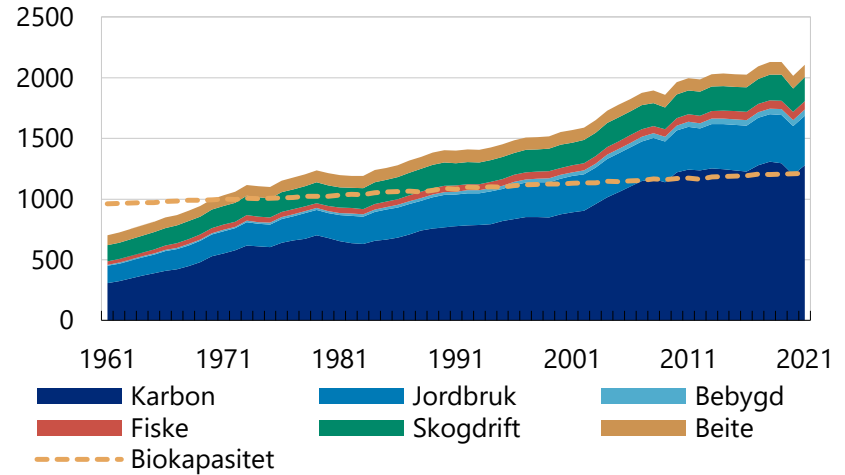
November. Avvik fra gjennomsnitt 1880-2021



Kilde: Climate.gov / NHO

Globalt økologisk fotavtrykk

Millioner km²



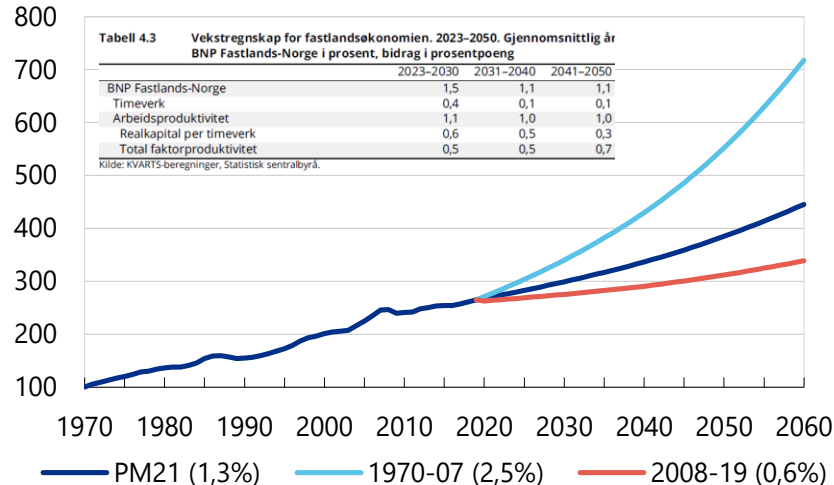
Kilde: OECD Trends Shaping Education 2022 / NHO

(III) På lang sikt er produktivitet «alt». Men nå svikter det.

(Og ikke bare i Norge.) SSB Rapp 23/47: Pot. vekst 1,5% 2023-30, 1,1% ->2050. Bef. 0,4%/år

Fastlands-BNP/innbygger

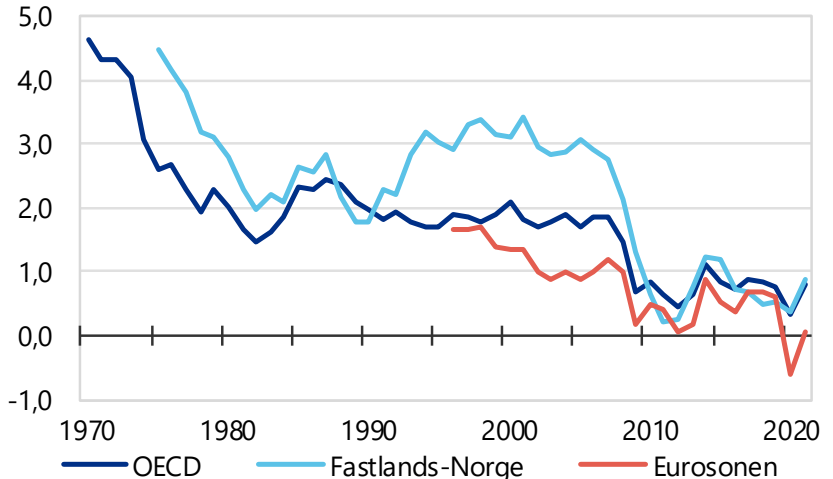
1970=100. Ulike produktivetsforutsetninger



Kilde: Finansdepartementet, PM21/NHO

OECD: Arbeidskraftsproduktivitet*

Prosentvis endring år/år. 5 års glidende gjennomsnitt



*BNP dividert med antall utførte timeverk, også kjent som timeverksproduktivitet.

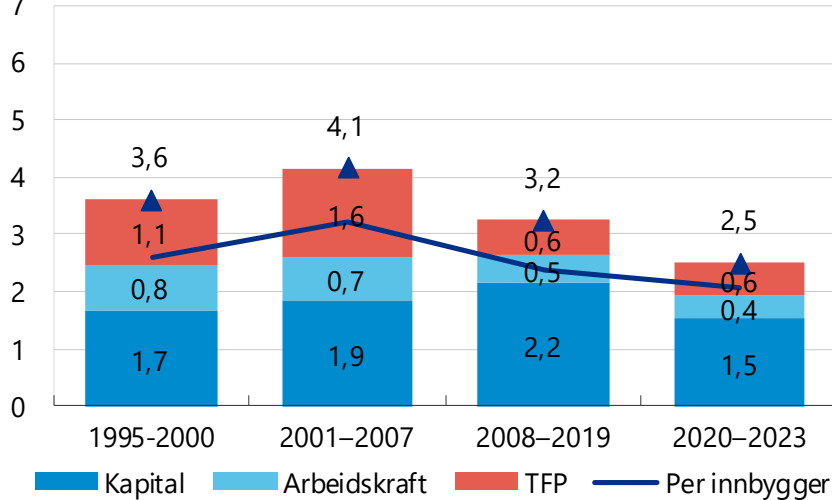
Kilde: Refinitiv Datastream / OECD Economic Outlook / Statistisk sentralbyrå / NHO

Bredt basert fall, pga lavere vekst i arbeidskraft, kapital, TFP

Sekulært, ikke pessimisme. TFP-fall forklarer ~1/2 vekstfallet.

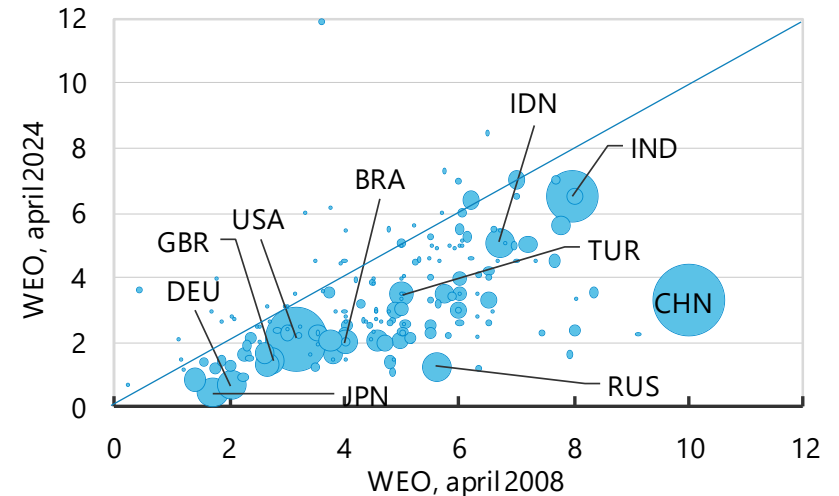
Globalt BNP: Prosentvis endring

Vekstbidrag i prosentpoeng



Kilde: IMF World Economic Outlook 1/24 / NHO

Anslått vekst fem år frem i tid



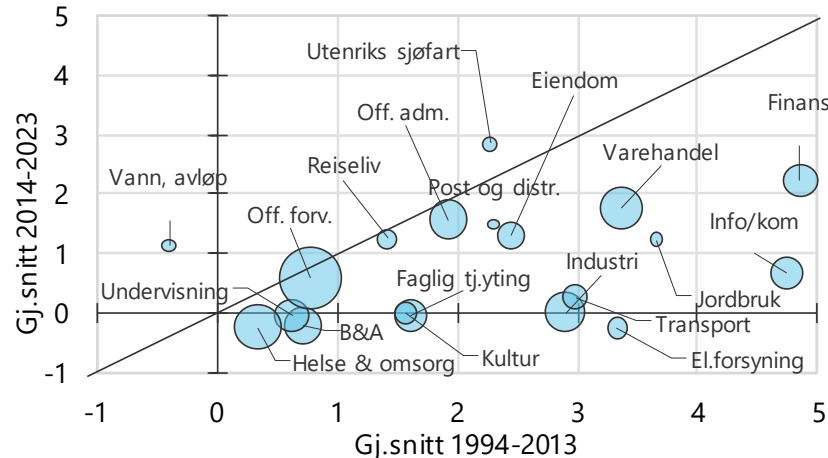
*) Sirkelens størrelse angir anslått BNP (PPP) i 2024. Ti største økonomier navngitt.
Kilde: IMF World Economic Outlook 1/24 / NHO

Samme sees i Norge, tross IR#4 og digitalisering

TFP-svikt: IKT, mindre dynamikk, mindre handel, feilallokering, lavrente. Måleproblemer?

Produktivitet

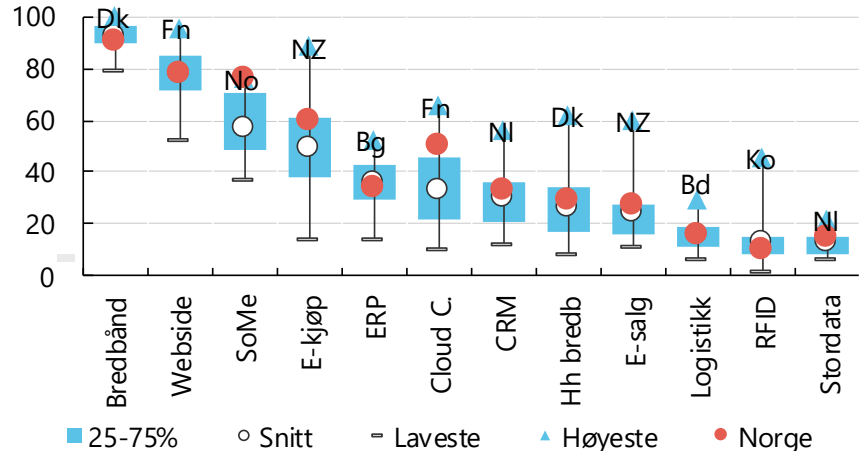
Produksjon pr timeverk. Prosentvis endring år/år



Boblestørrelse angir gjennomsnittlig bruttoprodukt i næringen siste ti år
Kilde: Statistisk sentralbyrå / NHO

Spredning av IT-verktøy og -aktiviteter*

Pst. av bedrifter med 10 ansatte eller mer



*) ERP: Enterprise Resource Planning. RFID: Radio Frequency Identification.
Source: OECD Digital Economy Outlook 2020 / NHO

Manglende kompetanse er største KI-hinder

Men vi utdanner færre innen STEM-fag enn mange konkurrentland

Barrierer mot å bruke KI

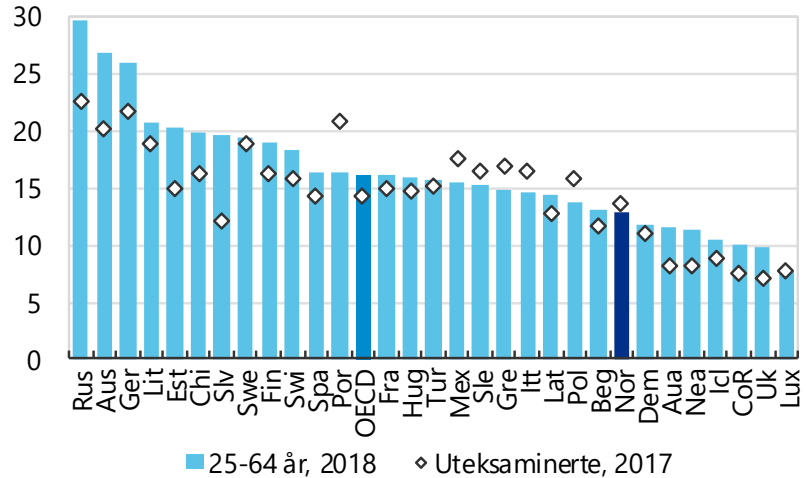
Andel bedrifter som oppgir "stor eller svært stor grad" blant bedrifter som ikke bruker KI i dag.



Kilde: Samfunnsøkonomisk Analyse / NHO

Høyere utdanning i STEM-fag

Prosentandel. Tekniske, industrielle og B/A-fag



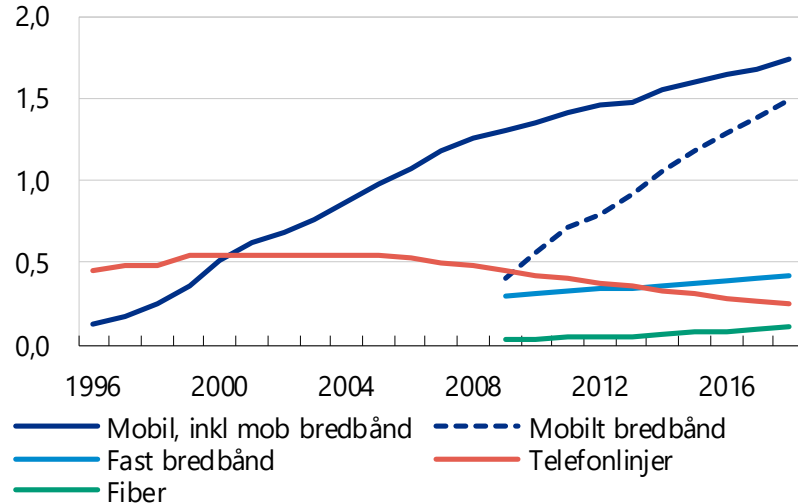
Kilde: OECD, Education at a Glance (2019) / NHO

Mer vektløst. Er teknologien venn eller fiende?

Aldring, ressurser, hylleware. Omstilling. Skatt. Jobber. Kjønn. Kompetanse.

OECD: Tele-/internettkommunikasjon

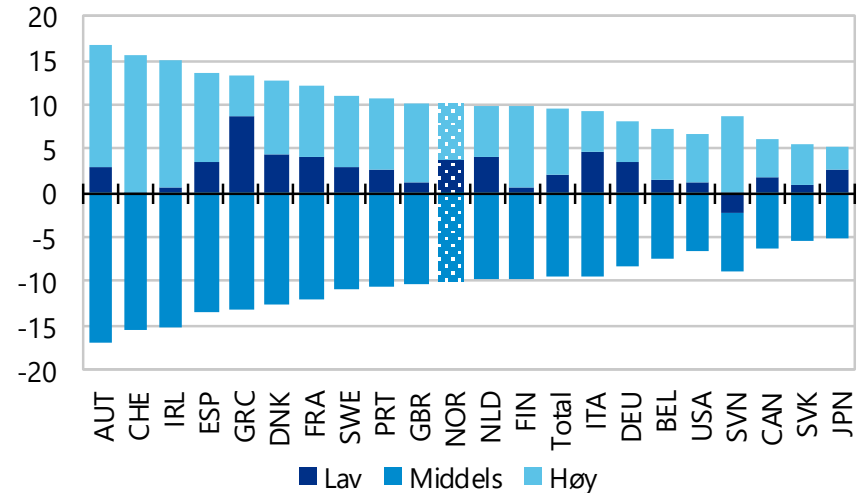
Milliarder abonnenter



Kilde: OECD Digital Economy Outlook 2020 / NHO

Syssetting etter kompetansenivå

Andeler. Endring fra 1995 til 2015 i prosentpoeng



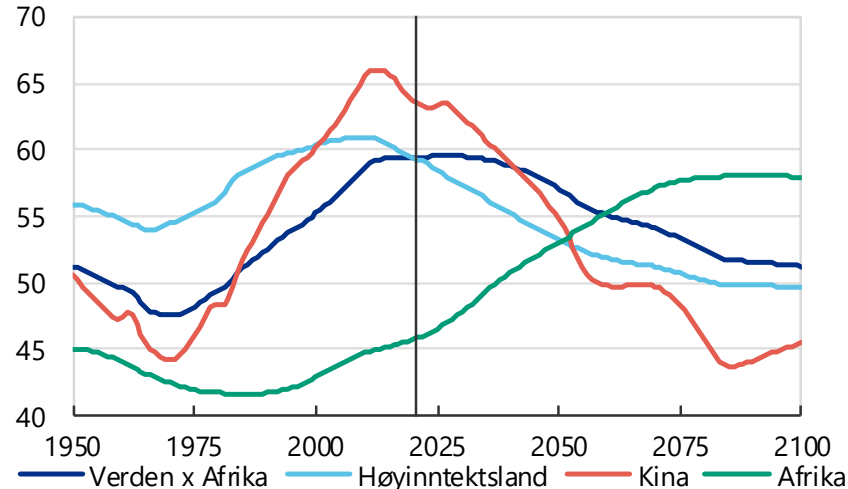
Kilde: OECD Employment Outlook, 2017/NHO

(IV) Demografisk motvind. Omsorgsbehov, utgifter, a-styrke

Helse/levealder. Afrika 1^{1/2}->3³ i 2060. Norge: All >67, +1/2m>80. Syss +0,2%/år, helse +260k

Verden: Forsørgerbyrde

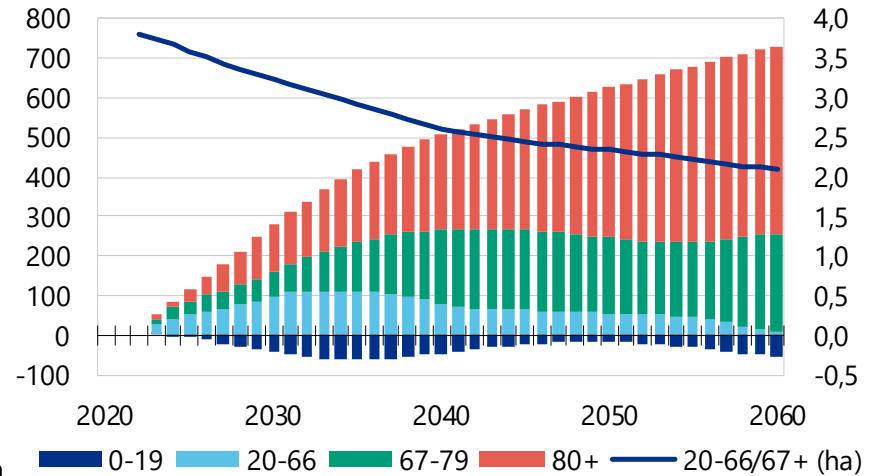
20-64 år i prosent av hele befolkningen



Kilde: Refinitiv Datastream / UN World Population Prospects / NHO

Befolkning i ulike aldersgrupper

SSBs middelalternativ. Endring fra 2020 i 1000



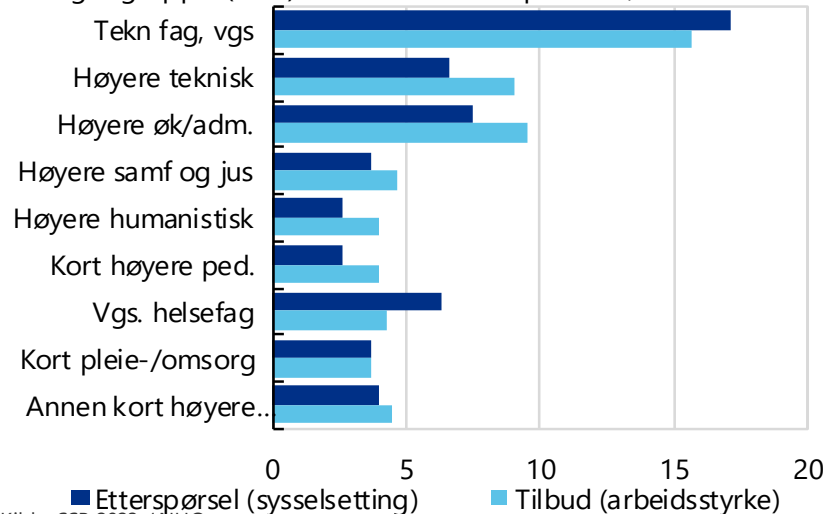
Kilde: Statistisk sentralbyrå, juni 2022/NHO

KI, grønn omstilling, helse: Kompetansemangel truer

SSB +180k i HO i ref i 2050, +138k i «forsterket». AGA+20 pp, MVA 2 ggr

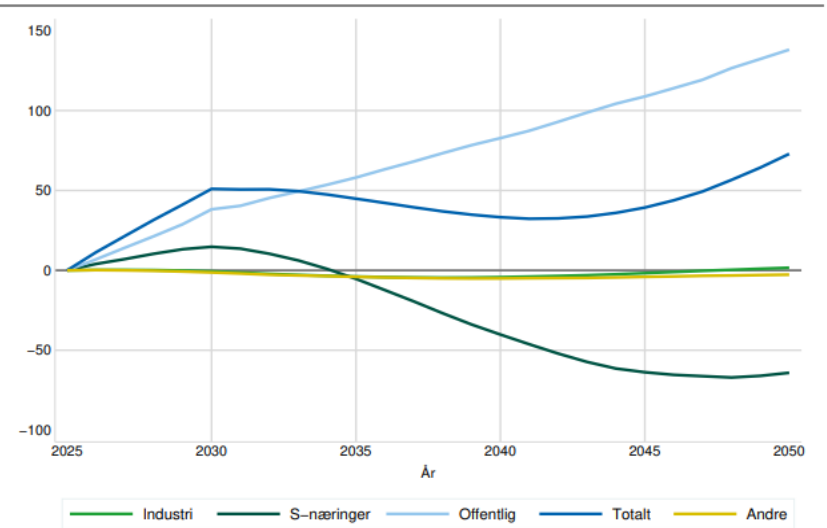
Arbeidskraftetterspørsel/-tilbud i 2040

Utvalgte grupper (54%). Prosent av alle. 1 pst. ~30,5k



Kilde: SSB 2023 / NHO

Figur 10.6 Virkninger på bruken av arbeidskraft av forsterket HO-vekst og ekstra HO-lønn finansiert med økt arbeidsgiveravgift. Eksogen valutakurs og rente. Absolutte avvik fra referansebanen. 1 000 årsverk å 1 600 timeverk



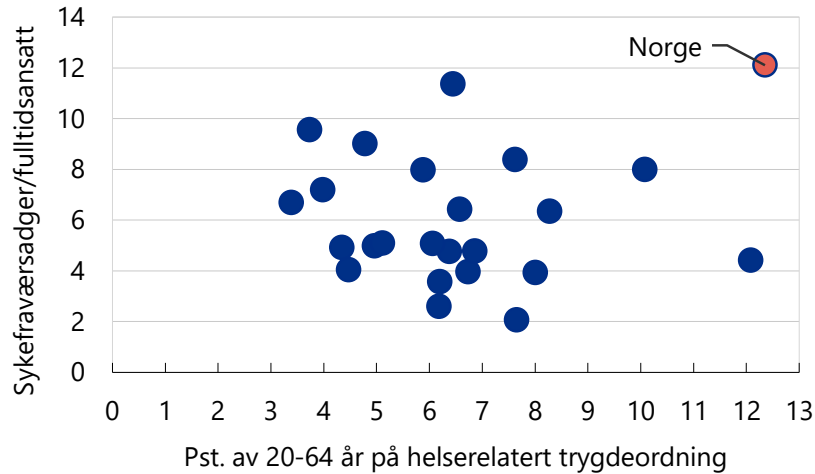
Kilde: KVARTS-beregninger, Statistisk sentralbyrå.

Utenforskap påvirker også BNP/capita: Potensial

Men økende andel unge uføre, økt sykefravær post-covid

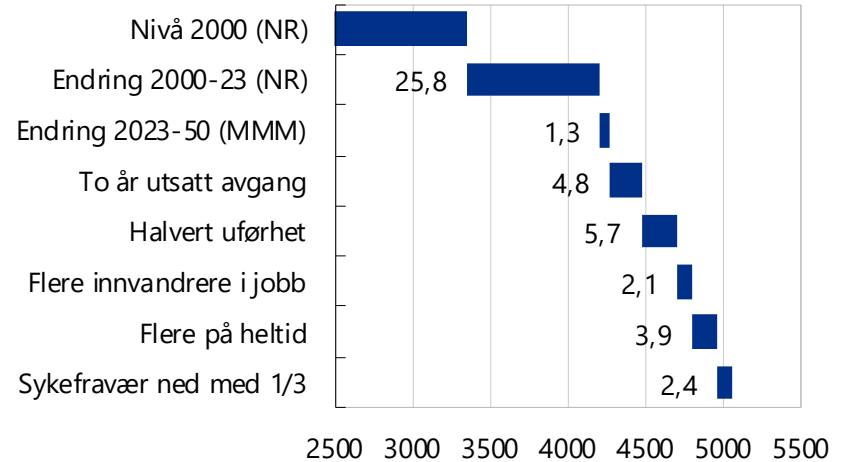
Helserelatert trygd og sykefravær

24 OECD-land



Kilde: Finansdepartementet, PM21 / NHO

Norge: Millioner timeverk*



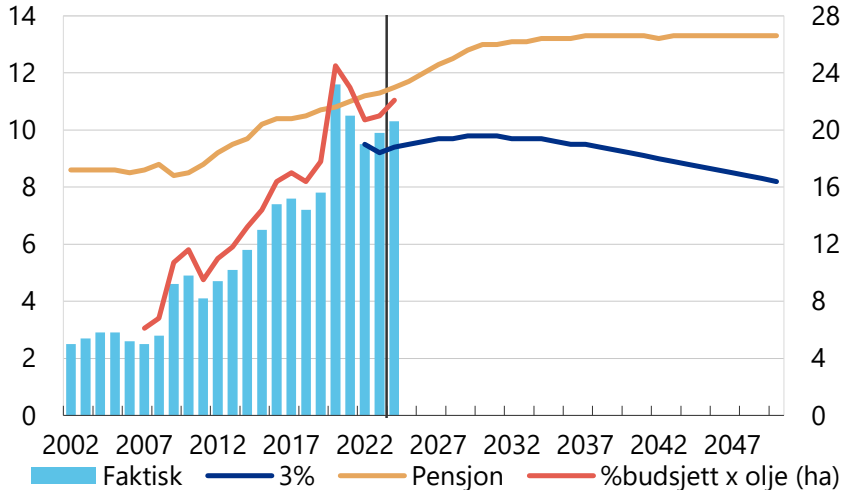
*) Tallene angir vekstbidrag i pst.poeng fra 2023.
Kilde: Statistisk sentralbyrå / NHO

Kraftig økning i oljepengebruken. Strammere fremover

RNB23: SOBU 410''' (+38'''), 10,3%, ~topp?. Off. utgifter 62% trend-BNP (crowding out)

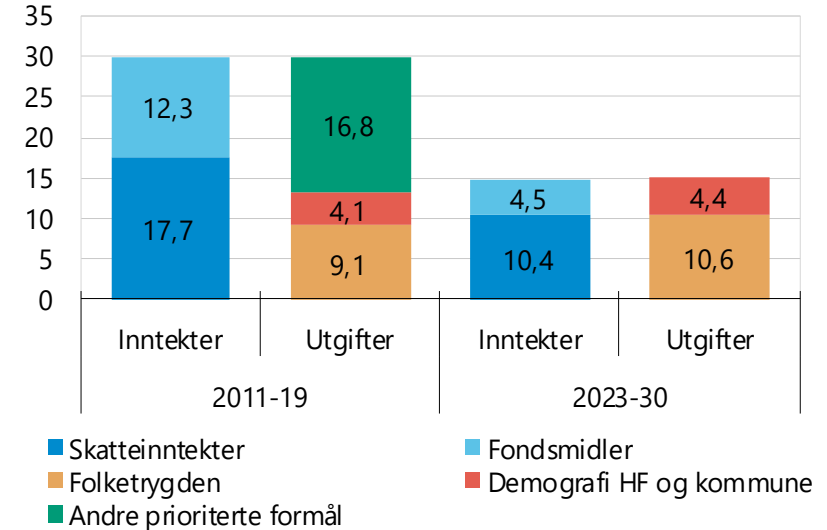
Strukturelt oljekorrigert underskudd

Prosent av trend-BNP for Fastlands-Norge



Kilde: Finansdepartementet, NB24 (2025-50 fra NB22) / NHO

Handlingsrom. Mrd. 2021-kroner



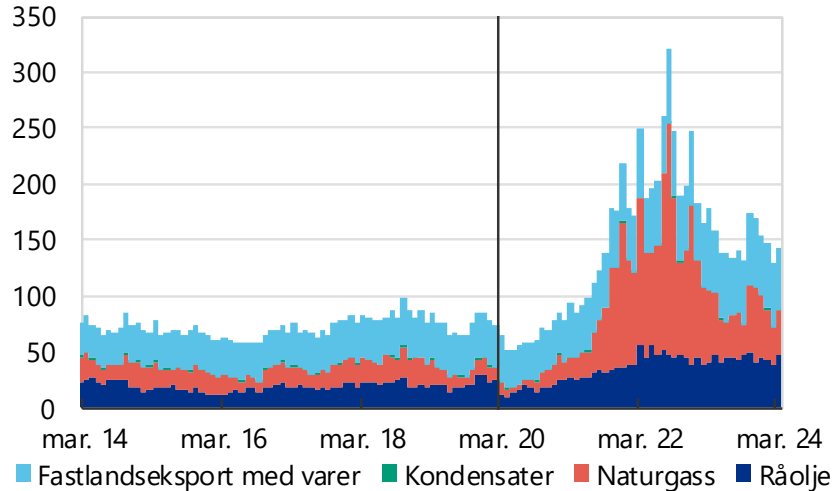
Kilde: Finansdepartementet, NB22 / NHO

Memo: Norge bedre «hedget» enn de fleste andre

Sterkt økt eksportverdi. Netto kontantstrøm 2022-24 +700”/år sml med 2021

Norge: Eksport av varer

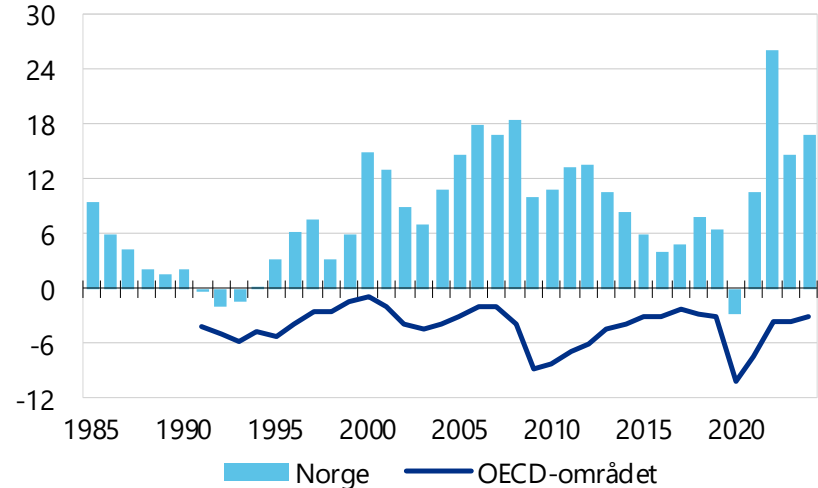
Løpende priser. Mrd.kr. Ujustert.



Kilde: LSEG Datastream / Statistisk sentralbyrå / NHO

Offentlige nettofinansinvesteringer

Prosent av BNP



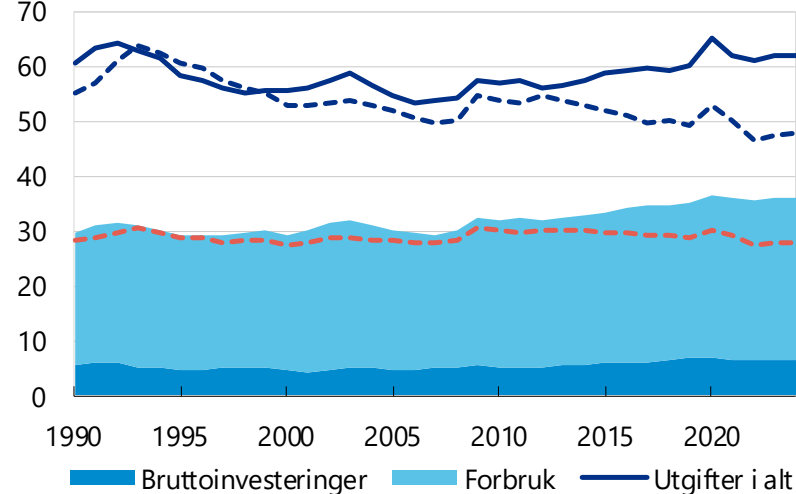
Kilde: Finansdepartementet, NB 2024 / NHO

«Riset bak speilet»: Høyere skattenivå

Dk/Sv har rimeligere velferdsstater enn oss. «Hjørneløsning» i bruk av oljepenger

Offentlige utgifter, pst. av BNP

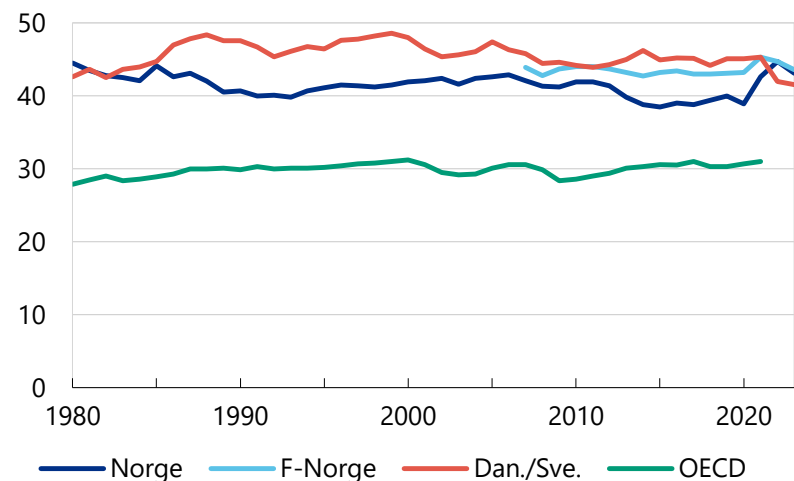
Heltrukken Fastlands-Norge, stiplet snitt Dk/Sv.



Kilde: SSB / Finansdepartementet, NB23 & NB24 / NHO

Offentlige skatte- og avgiftsinntekter

Prosent av BNP



Kilde: SSB / Finansdepartementet, NB23 & NB24 / NHO

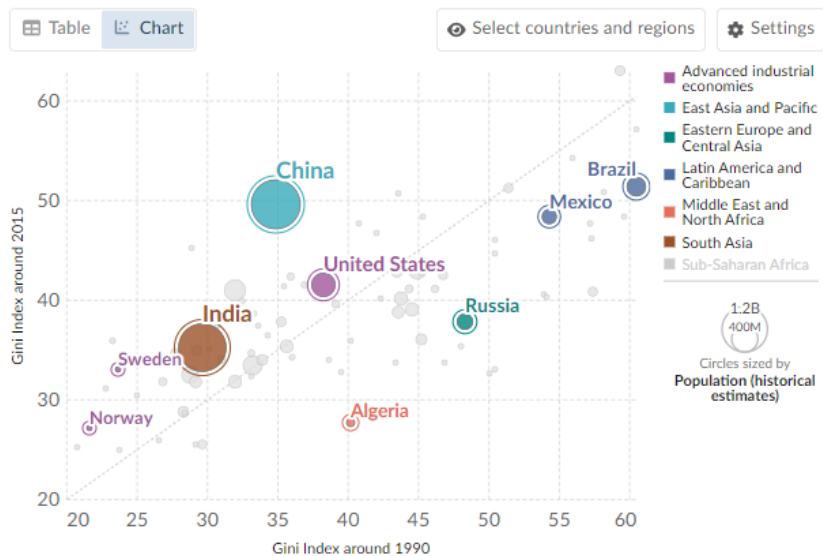


Økende ulikheter. Kaken vokser, fordeles skjevtere

Teknologi/Globalisering/Skatt/Deregulering/Org.grad/Lave renter. Dilemmaer!

Inequality in 1990 vs. 2015

A higher Gini index represents higher inequality.



Data source: Povcal (2018); The Chartbook of Economic Inequality (2017); Kandbur et al. (2017) Table 1.B - [Learn more about this data](#)

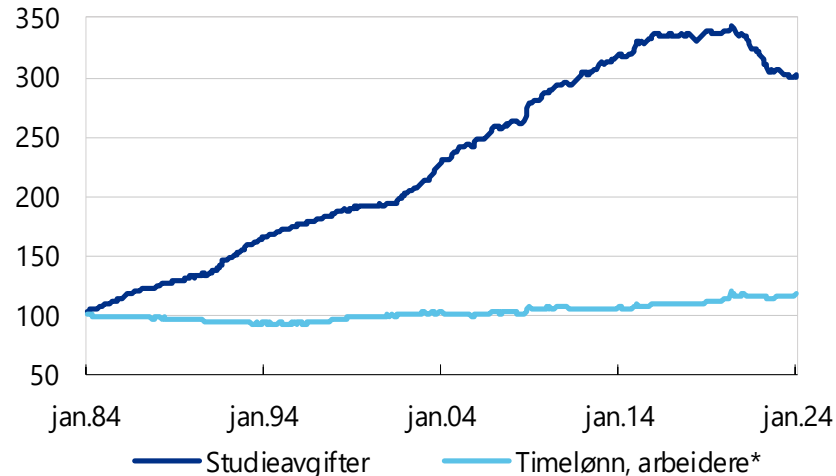
Note: Estimates are based on household survey data of either incomes or consumption. All countries for which comparable surveys within five years of each reference year were available are shown.

OurWorldInData.org/economic-inequality | CC BY



USA: Timelønn og studieavgifter

KPI-justert, t-40 = 100

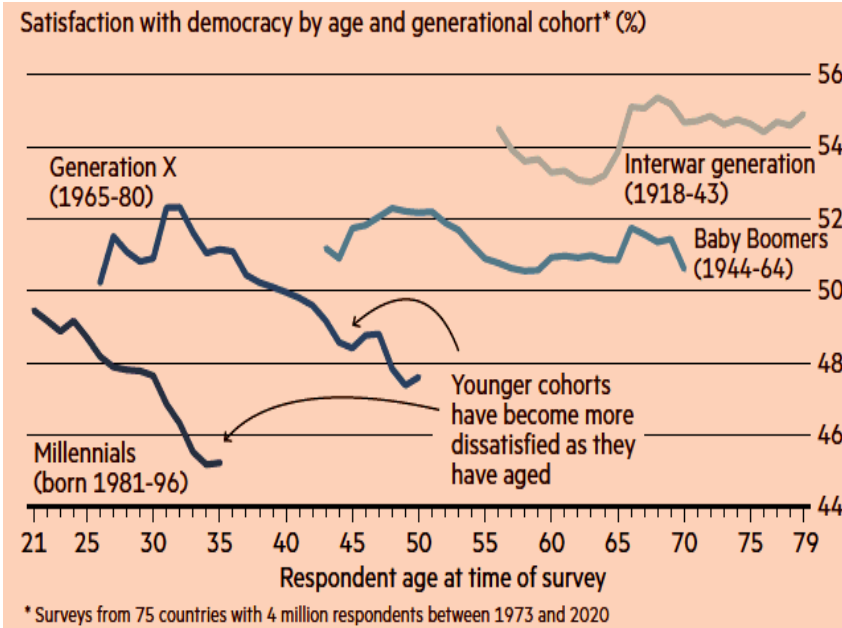


*) Production and non-supervisory employees

Kilde: US BLS/Thomson Datastream/NHO

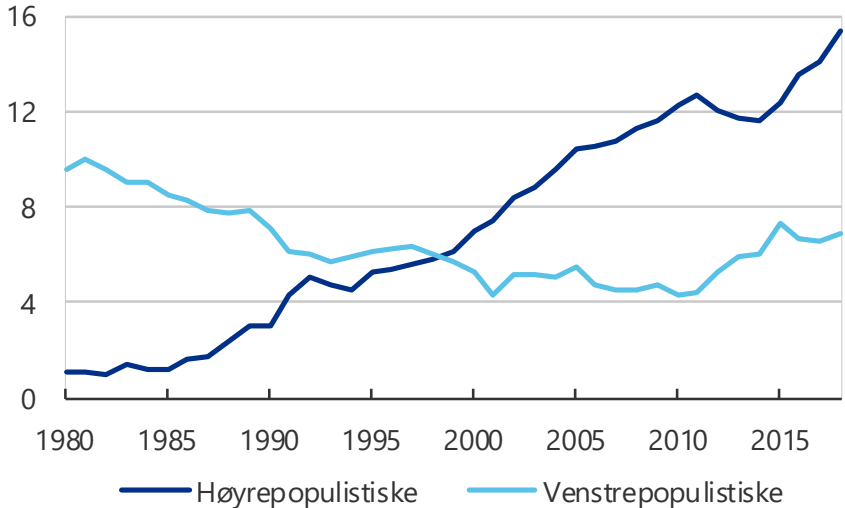
Verden er blitt mer populistisk, mer polarisert

Desillusjonerte *left behinds* stemmer på dem som lover bedre liv?



Oppslutning om populistiske partier

Inntil 33 land. Siste parlamentsvalg. Uveid snitt. Pst.

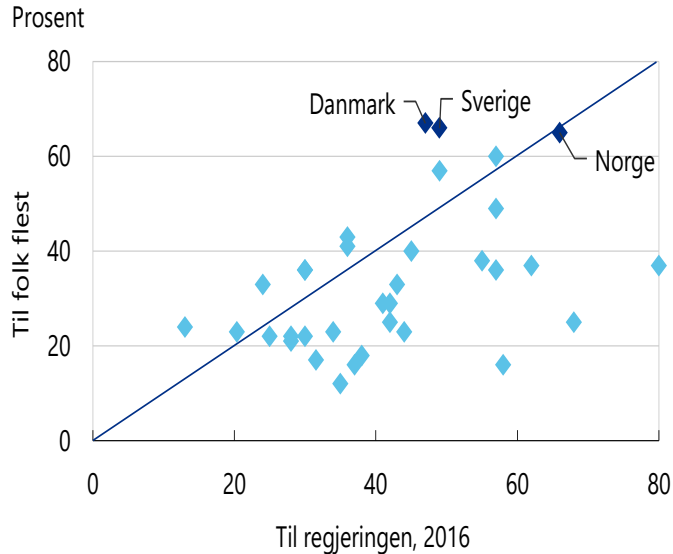


Kilde: TIMBRO / populismindex.com / NHO


Det «nordiske gullet»: Høy tillit har økonomisk verdi

Letter samvirke/forhandlinger/omstillinger/reformer/oppslutning om tiltak

41 land: Tillit til myndigheter og folk flest



Kilde: Gallup World Poll/OECD, Government At A Glance, 2017/World Value Survey/NHO

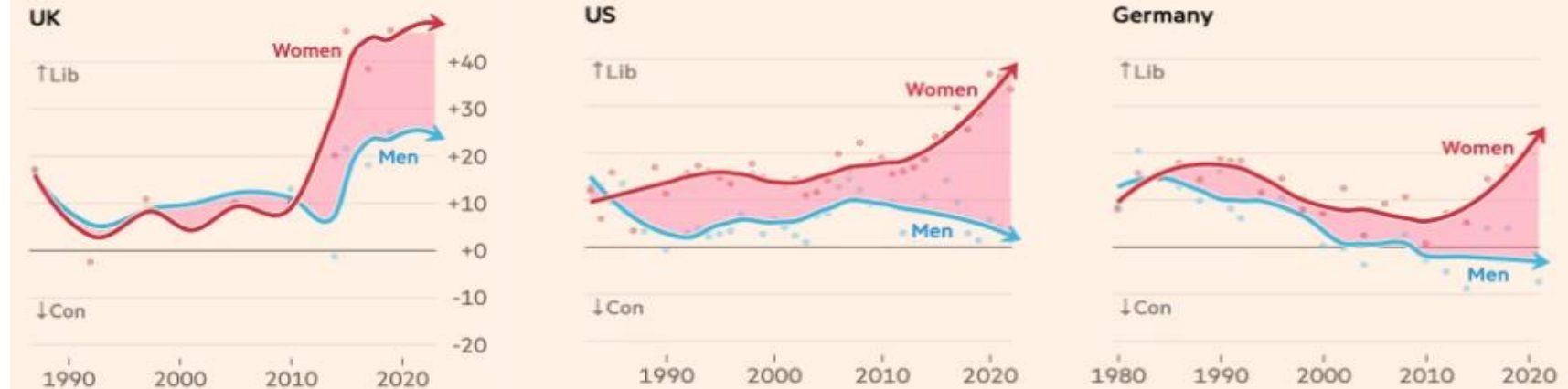


Memo: Polariseringen har en sterk kjønnsdimensjon

Kilde: FT 23.2.24

A wide ideology gap is opening up between young men and women in countries across the world

Political ideology of 18-29s (% liberal minus % conservative), by sex



Sources: Daniel Cox, Survey Center on American Life; Gallup Poll Social Series; FT analysis of General Social Surveys of Korea, Germany & US and the British Election Study. US data is respondent's stated ideology. Other countries show support for liberal and conservative parties

All figures are adjusted for time trend in the overall population

FT graphic: John Burn-Murdoch / @burnmurdoch

© FT

«Perspektivmelding» for akademia

-Trygve Svensson, Leder Agenda





Universitetslederkonferansen 2024

Rammer og retning





Hvilke tre ting tar du med deg fra denne samlingen?



Universitetslederkonferansen
2025:
11.-12. juni





uib.no